





1.0 Riduttori - motoriduttori ortogonali O
1.0 Helical bevelgearboxes and geared motors O
1.0 Kegelradgetriebe - Kegelradgetriebemotoren O

O


1.1	Caratteristiche tecniche	<i>Technical characteristics</i>	Technische Eigenschaften	C1
1.2	Designazione	<i>Designation</i>	Bezeichnungen	C2
1.2	Versioni	<i>Versions</i>	Ausführungen	C3
1.4	Lubrificazione	<i>Lubrication</i>	Schmierung	C9
1.5	Carichi radiali e assiali	<i>Axial and overhung loads</i>	Radiale und Axiale Belastungen	C12
1.6	Prestazioni riduttori	<i>Gearboxes performances</i>	Leistungen der Getriebe	C14
1.7	Prestazioni motoriduttori	<i>Gearmotors performances</i>	Leistungen der Getriebemotoren	C28
1.8	Dimensioni	<i>Dimensions</i>	Abmessungen	C44
1.9	Accessori	<i>Accessories</i>	Zubehör	C74



63-71-90-112



80-100-125-140-160-180



132-150-170-190

1.1 Caratteristiche tecniche

Questi prodotti sicuramente colpiscono per la robustezza, dovuta alla realizzazione della carcassa in struttura monolitica, che abbinata alla scelta tecnica di avere solo rapporti di riduzione ricavati da versioni a tre stadi di ingranaggi, collocano il prodotto finito in una alta fascia qualitativa e prestazionale.

In opzione, sono sempre disponibili:
 - il dispositivo antiretro, che impedisce l'inversione del moto per effetto del carico.
 - il calettatore, per fissaggi rigidi e precisi anche con molte inversioni di moto.
 - le bussole coniche, che uniscono ampia intercambiabilità con facilità di smontaggio.

1.1 Technical characteristics

These new products strike for the robustness due to the realisation of the housing in monolithic structure which, combined to the technical choice to have only reduction ratio obtained from 3 gears stage, put the final product in a very high qualitative and performance band.

*Also appreciated options are:
 - the backstop device that prevents backdriving in case of incline conveyors.
 - the shrink disk for rigid and accurate mounting also with a lot start-up/hour.
 - the taper bushing join interchangeable with easy dismounting.*

1.1 Technische Eigenschaften

Diese neuen Produkte beindrucken sicherlich durch ihre Stärke, basierend auf einem monolithischen Gehäuse in Verbindung mit der technischen Entscheidung nur Unteretzungsverhältnisse mit dreistufigen Zahnradgetrieben zu verwenden, und führen somit zu einem hochwertigen und leistungsstarken Endprodukt.

Als Option stehen jederzeit zur Verfügung:
 - die Rücklaufsperr, die eine Richtungsänderung des Motors bei Beladung verhindert.
 - die Klemmen, für starre und präzise Befestigungen auch bei vielen Umkehrbewegungen
 - die konischen Buchsen, die sowohl eine allseitige Austauschbarkeit als auch eine leichte Demontage ermöglichen.



1.2 Designazione

1.2 Designation

1.2 Bezeichnung

Maschine	Input Version	Output version	Size	Output Flange	Mounting Position Output Flange	Output Shaft	Shaft Diameter	Mounting Shaft	Rotation Sense BSTOP	Mounting Device BSTOP	Shaft Arrangement	Cooling fan	Reduction ratio	Input Shaft	Designazione Motori Designation Motors Bezeichnung Motoren	Mounting positions	Position Terminal Box
00 M	01 IV	02 OV	03 SIZE	04 OF	05 MPOF	06 OS	08 SD	09 MS	10 RS BSTOP	11 MD BSTOP	12 SA	13 CF	14 IR	16 IS		17 MP	19 PMT
O	M	P	63 71 80 90 100 112 125 132 140 150 160 170 180 190	—	—	—	—	—	O	—	—	—	—	80B5 80B14 ...	—	M1 M2 M3 M4 M5 M6	1 2 3 4 5 6 7 8
														—	Look CT 18		
														—	Look CT 18		

WEB: Reference Designation

CODE: Example of Order



00 M - Macchina

M - Maschine

M - Getriebe



O

01 IV - Versione Entrata

IV - Input Version

IV - Antriebausführung

M	R	C	
			63
			71
			80
			90
			100
			112
			125
			132
			140
			150
			160
			170
			180
			190

Disponibile / available / verfügbar

Non disponibile / not available / nicht verfügbar



1.2 Designazione

02 OV - Versione Uscita

1.2 Designation

OV - Output Version

1.2 Bezeichnung

OV - Abtriebausführung

P - F

P		63
P		71
F		90
F		112
3-stages		Senso di rotazione Direction of rotation Drehrichtung

P		80
P		100
P		125
P		140
F		160
F		180
2-stages		Senso di rotazione Direction of rotation Drehrichtung
		Senso di rotazione Direction of rotation Drehrichtung
		Only with OS=QL-L RSBSTOP=O - A - AR

P		132
P		150
P		170
F		190
3-stages		Senso di rotazione Direction of rotation Drehrichtung

03 SIZE - Grandezza

SIZE - Size

SIZE - Größe

63	71	80	90	100	112	125	132	140	150	160	170	180	190
----	----	----	----	-----	-----	-----	-----	-----	-----	-----	-----	-----	-----

04 OF - Flangia Uscita

OF - Output Flange

OF - Flansche am Abtrieb

	F.	P
—	Flangia Uscita F. / Output Flange F./ Flansche am Abtrieb F.	Flangia Uscita P / Output Flange P/Flansche am Abtrieb P
Senza Flangia Without Flange Ohne Flansche		

05 MPOF - Lato Flangia Uscita

MPOF - Mounting Position Output Flange

MPOF - Montageseite Abtriebsflansch

— Nessuna indicazione = flangia uscita con montaggio destro.
S = flange uscita con montaggio sinistro.

— No indication (standard) = output flange on right side;
S = output flange on left side.

— Keine Angabe (Standard) = Abtriebsflansch rechts.
S = Abtriebsflansch links.

—	Flangia in uscita a destra Output flange on right side Flansch am Abtriebe rechts			
S	Flangia in uscita a sinistra Output flange on left side Flansch am Abtrieb links			

63-71-90-112

80-100-125-140-160-180

132-150-170-190



1.2 Designazione

1.2 Designation

1.2 Bezeichnung

06 OS - Estremità uscita

OS - Output shaft

OS - Wellenende - Abtrieb



— Nessuna indicazione = albero forato;
C = albero forato con calettatore
N = Sporgente Integrale
B = albero bisporgente integrale
D = Sporgente Scanalato
DB = Bisporgente integrale Scanalato
CD = Albero forato Scanalato
FD = Flangia brocciata
FDB = Flangia brocciata
 Bisporgente
QL = Quick Locking
L = Predisposizione "Quick Locking "

— *No indication* = *hollow shaft with keyway*
C = *hollow shaft with shrink disk*
N = *Output shaft*
B = *Double integral output shaft*
D = *Splined output shaft*
DB = *Double splined shaft*
CD = *Splined hollow shaft*
FD = *Broached flange*
FDB = *Double broached flange*
QL = *Quick Locking*
L = *Adjustement "Quick Locking "*

— Keine Angabe = Hohlwelle mit Paßfedernut
C = Hohlwelle mit Schrumpfscheibe
N = Holwelle mit Wellenende
B = Doppeltem Integralwelle
D = Abtriebswelle mit Keilende
DB = Doppelseitig verzahnte Welle
CD = Verzahnte Hohlwelle
FD = Geräumtem Flansch
FDB = Geräumtem Doppelflansch
QL = Quick Locking
L = Vorbereitung "Quick Locking "

08 SD - Diametro albero

SD - Shaft diameter

SD - Durchmesser Abtriebswelle

— Nessuna indicazione = diametro standard;
diametro opzionale = vedi tabella.

— *No indications* = *standard diameter*;
optional diameter = *see table.*

— Keine Angabe = Standard-durchmesser
Optionaler durchmesser = *siehe Tabelle.*

					Standard Optional	Standard. Standard	Standard	Standard	Standard	Standard
	Standard	Optional	Standard	Optional						
	—	∅...	—	∅...						
63	(∅ 30)	∅ 25 ∅ 28	(∅ 30)		(∅ 30 Standard)	(DIN 5482 35 x 31)	(DIN 5482 28 x 25)	(DIN 5482 35 x 31)		
71	(∅ 35)	∅ 30 ∅ 32	(∅ 35)		(∅ 35 Standard)	(DIN 5482 35 x 31)	(DIN 5482 35 x 31)	(DIN 5482 35 x 31)		
80	(∅ 32)	∅ 30 ∅ 35	(∅ 35)		(∅ 32 Standard)	(DIN 5482 40 x 36)	(DIN 5482 35 x 31)	(DIN 5482 40 x 36)		
90	(∅ 40)	∅ 42 ∅ 45 ∅ 48	(∅ 40)	not available	(∅ 40 Standard)	(DIN 5482 40 x 36)	(DIN 5482 40 x 36)	(DIN 5482 40 x 36)		
100	(∅ 45)	∅ 40 ∅ 50	(∅ 45)		(∅ 45 Standard)	(DIN 5482 58 x 53)	(DIN 5482 45 x 41)	(DIN 5482 58 x 53)		
112	(∅ 50)	∅ 55	(∅ 50)		(∅ 50 Standard)	(DIN 5482 58 x 53)	(DIN 5482 50 x 45)	(DIN 5482 58 x 53)		
125	(∅ 55)	∅ 50 ∅ 60	(∅ 55)		(∅ 55 Standard)	(DIN 5482 70 x 64)	(DIN 5482 55 x 50)	(DIN 5482 70 x 64)		
132	(∅ 60)	∅ 70	(∅ 60)	∅70	(∅ 60 Standard) ∅70 (Optional)	(FIAT 70)	(DIN 5482 70 x 64)	(FIAT 70)		
140	(∅ 70)	∅ 60	(∅ 70)	not available	(∅ 70 Standard)	(FIAT 70)	(DIN 5482 70 x 64)	(FIAT 70)		
150	(∅ 70)	∅ 80	(∅ 70)	∅80	(∅ 70 Standard) ∅80 (Optional)	(FIAT 80)	(DIN 5482 80 x 74)	(FIAT 80)		
160 170	(∅ 90)	not available	(∅ 90)	not available	(∅ 90 Standard)	(FIAT 95)	(DIN 5482 90 x 84)	(FIAT 95)		
180 190	(∅ 100)	not available	(∅ 100)	not available	(∅ 100 Standard)	(DIN 5480 105 x 80)	(DIN 5482 100 x 94)	(DIN 5480 105 x 80)		



1.2 Designazione

1.2 Designation

1.2 Bezeichnung

08 SD - Diametro albero



SD - Shaft diameter

SD - Durchmesser Abtriebswelle

diametro = vedi tabella.

diameter = see table.

Durchmesser = siehe Tabelle.

Grandezza Size Größe		
71	∅ 20 - ∅ 25 - ∅ 30	Contattare nostro ufficio tecnico commerciale Please, contact our technical sales dept. Bitte setzen Sie sich mit unserer technischen Abteilung in Verbindung
80		
90	∅ 25 - ∅ 30 - ∅ 35 - ∅ 38 - ∅ 40 - ∅ 42 - ∅ 45 - ∅ 48	
100		
112	∅ 30 - ∅ 35 - ∅ 40 - ∅ 45 - ∅ 50	
125	∅ 35 - ∅ 40 - ∅ 45 - ∅ 48 - ∅ 50 - ∅ 55	
132	∅ 40 - ∅ 45 - ∅ 50 - ∅ 55 - ∅ 60 - ∅ 65	
140		
150	∅ 45 - ∅ 50 - ∅ 55 - ∅ 60 - ∅ 65 - ∅ 70 - ∅ 75	
160	∅ 55 - ∅ 60 - ∅ 65 - ∅ 70 - ∅ 75 - ∅ 80	
170		
180	∅ 70 - ∅ 75 - ∅ 80 - ∅ 85 - ∅ 90	
190		

09 MS - Posizione Albero


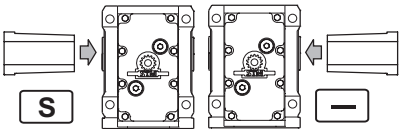

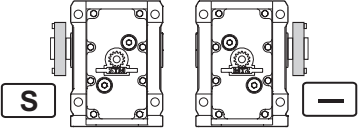

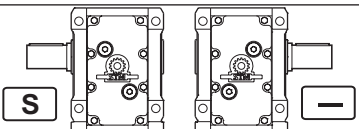

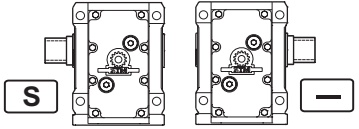

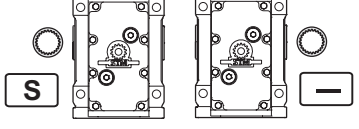

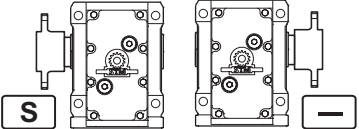
MS - Mounting Shaft

MS - Montageposition Welle

— Nessuna indicazione = lato destro (standard);
S = lato sinistro, montaggio dalla parte opposta (opzionale).

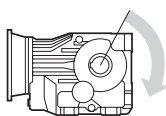
— No indication (standard) = on right side;
S = on left side, on the opposite.

— Keine Angabe (Standard) = rechts;
S = links.

Quick Locking		<div style="display: flex; align-items: center;"> <div style="border: 1px solid black; padding: 2px; margin-right: 10px;"> 132-150-170-190 80-100-125-140-160-180 </div>  <div style="border: 1px solid black; padding: 2px; margin-left: 10px; background-color: #e0e0e0;"> 71-90-112 </div> </div> <div style="margin-top: 5px;"> <div style="border: 1px solid black; padding: 2px; background-color: #e0e0e0; display: inline-block;"> 80-100-125-140-160-180 </div> <div style="font-size: 8px; margin-left: 5px;"> Only with OS=QL-L RSBSTOP=O - A - AR </div> </div>
Albero forato con calettatore Hollow shaft with shrink disc Holwelle mit Schrumpfscheibe		
Sporgente Integrale Output shaft Holwelle mit Wellenende		
Sporgente Scanalato Splined output shaft Abtriebswelle mit Keilende		
Albero forato Scanalato Splined hollow shaft Verzahnte Holwelle		
Flangia brocciata Broached flange Geräumtem Flansch		

**1.2 Designazione**

10 RSBSTOP - Senso di rotazione (valido solo se richiesto dispositivo antiretro)

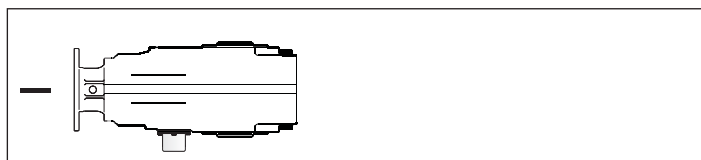


O = ORARIO (il riduttore può ruotare solo in senso orario visto dal lato destro come in figura);
A = ANTIORARIO.

AR=Riduttore è predisposto con antiretro.

11 MDBSTOP - Posizione antiretro

— Nessuna indicazione = (standard);
S = montaggio dalla parte opposta (opzionale).
N.B.
only 132-150-170-190

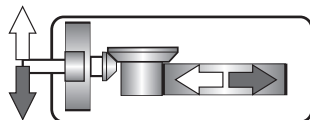


80-100-125-140-160-180

12 SA - Esecuzione grafica

— Nessuna indicazione = Come in figura (Standard);
NB:
Solo per le grandezze **80-100-125-132-140-150-160-170-180-190** è possibile concordare una esecuzione speciale con nostro Ufficio Commerciale.

63
71
90
112

**1.2 Designation**

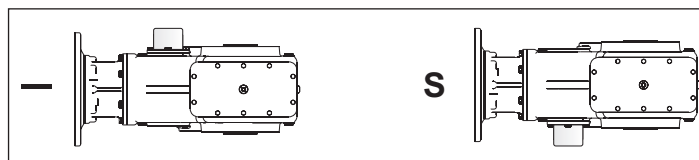
RSBSTOP - Rotation sense (only necessary for solution with backstop device)

O = CLOCKWISE (looking at the gearbox from the perspective shown below).
A = ANTICLOCKWISE.

AR=Gearbox is Adjustment with backstop.

MDBSTOP - Mounting backstop device

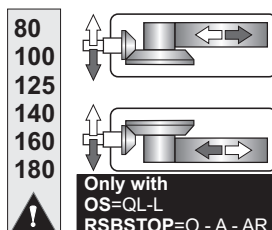
— No indication = (standard);
S = on the opposite.
N.B.
solo 132-150-170-190



132-150-170-190

SA - Shaft arrangement

— No indication=Like a picture (standard);
NB:
Only for sizes **80-100-125-132-140-150-160-170-180-190** is available to agree a special arrangement with our sales dept.

**1.2 Bezeichnung**

RSBSTOP - Drehrichtung (Nur bei Ausführung mit Rücklaufperre)

O = im Uhrzeigersinn (bei Betrachtung des Getriebes aus der unten dargestellten Perspektive);
A = Gegen den Uhrzeigersinn.

AR=Der Getriebe wird mit der Rücklaufperre Vorbereitet.

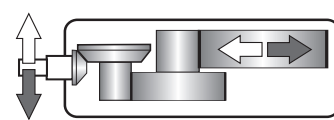
MDBSTOP - Montageposition Rücklaufperre)

— Keine Angabe = (Standard);
S =Gegenteile.
N.B.
nur 132-150-170-190

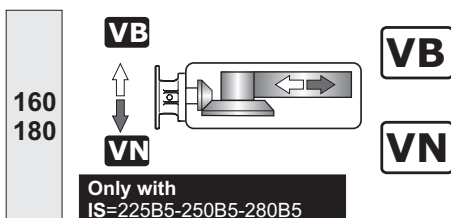
SA - Grafische Ausführung

— Keine Mitteilung= wie hier bezeichnet (Standard)
Wichtig:
Nur fuer die Groessen **80-100-125-132-140-150-160-170-180-190** kann man eine Sonderausfuehrung mit unserer Verkaufsabteilung besprechen.

132
150
170
190



13 CF - Ventole di raffreddamento



Only with
IS=225B5-250B5-280B5

CF - Cooling fans

A Richiesta - Sono normalmente applicate su riduttori con un solo senso di rotazione. Indicare nella richiesta il senso di rotazione riferendosi all'albero veloce (freccia nera - **VN** e freccia bianca **VB**)

On Request - They are usually applied on gearboxes with one direction of rotation. Specify the required direction of rotation referring to input shaft (black arrow - **VN** and white arrow - **VB**)

Auf Anfrage - Sie werden üblicherweise bei Getrieben mit einer Drehrichtung verwendet. Geben Sie die gewünschte Drehrichtung in Bezug auf die Antriebswelle an (schwarzer Pfeil - **VN** und weißer Pfeil **VB**)

CF - Kühllüfterräder

14 IR - Rapporto di riduzione

(Vedi prestazioni). Tutti i valori dei rapporti sono approssimati. Per applicazioni dove necessita il valore esatto consultare il ns. servizio tecnico.

IR - Reduction ratio

(See ratings). Ratios are approximate values. If you need exact values for a specific application, please contact our Engineering.

IR - Übersetzungsverhältnis

(Siehe "Leistungen"). Bei allen Werten der Übersetzungen handelt es sich um approximative Wertangaben. Bei Applikationen, bei denen die exakte Wertangabe erforderlich ist, muss unser Technischer Kundendienst konsultiert werden.



1.2 Designazione

1.2 Designation

1.2 Bezeichnung

16 IS - Albero Entrata

Nella tab. sono riportate le grandezze motore accoppiabili (IEC) unitamente alle dimensioni albero/flangia motore standard

Legenda:
11/140 (B5): combinazioni albero/flangia standard
 11/120 : combinazioni albero/flangia a richiesta

IS - Input Shaft

In table the possible shaft/flange dimensions IEC standard are listed.

Key:
11/140 : standard shaft/flange combination
 11/120 : shaft/flange combinations upon request

IS - Antriebswelle

In Tabelle sind die möglichen Welle/Flansch-Abmessungen IEC-Standard aufgelistet.

Legende:
11/140 : Standardkombinationen Welle/Flansch
 11/120 : Sonderkombinationen Welle/Flansch

Possibili accoppiamenti con motori IEC - Possible couplings with IEC motors - Mögliche Verbindungen mit IEC-Motoren

	OM	
	IEC	ir (Tutti / All / Alle)
63	63	11/140 (B5)
	71	14/160 (B5)
	80	19/200 (B5) - 19/120 (B14) - 19/160 - 19/140
	90	24/200 (B5) - 24/140 (B14) - 24/160 - 24/120
	100-112	28/250 (B5) - 28/160 (B14)
71	63	11/140 (B5)
	71	14/160 (B5) - 14/200 - 14/140 - 14/120
	80	19/200 (B5) - 19/120 (B14) - 19/160 - 19/140
	90	24/200 (B5) - 24/140 (B14) - 24/160 - 24/120
	100-112	28/250 (B5) - 28/160 (B14)
80	71	14/160 (B5) - 14/250 - 14/200 - 14/140 - 14/120
	80	19/200 (B5) - 19/120 (B14) - 19/250 - 19/160 - 19/140
	90	24/200 (B5) - 24/140 (B14) - 24/250 - 24/160 - 24/120
	100-112	28/250 (B5) - 28/160 (B14) - 28/200 - 28/140 - 28/120
90	71	14/160 (B5)
	80	19/200 (B5) - 19/120 (B14) - 19/160 - 19/140
	90	24/200 (B5) - 24/140 (B14) - 24/300 - 24/250 - 24/160 - 24/120
	100-112	28/250 (B5) - 28/160 (B14) - 28/200 - 28/300
100	132	38/300 (B5) - 38/200 (B14) - 38/250
	80	19/200 (B5) - 19/300 - 19/250
	90	24/200 (B5) - 24/300 - 24/250
	100-112	28/250 (B5) - 28/300 - 28/200
112	132	38/300 (B5) - 38/200 (B14) - 38/250
	160	42/350 (B5) - 42/300 - 42/250
	80	19/200 (B5)
	90	24/200 (B5)
	100-112	28/250 (B5) - 28/350 - 28/300
125	132	38/300 (B5) - 38/200 (B14) - 38/250
	160*	42/350 (B5)
	180*	48/350 (B5)
	80	19/200 (B5)
	90	24/200 (B5) - 24/300 - 24/250
	100-112	28/250 (B5) - 28/300 - 28/200

	OM	
	IEC	ir (Tutti / All / Alle)
132	90	24/200 (B5) - 24/300 - 24/250
	100-112	28/250 (B5) - 28/300 - 28/200
	132	38/300 (B5) - 38/200 (B14) - 38/250
	160*	42/350 (B5)
	180*	48/350 (B5)
	80	19/200 (B5)
140	90	24/200 (B5) - 24/300 - 24/250
	100-112	28/250 (B5) - 28/300 - 28/200
	132	38/300 (B5) - 38/200 (B14) - 38/250
	160*	42/350 (B5)
	180*	48/350 (B5)
	200*	55/400 (B5)
150	100-112	28/250 (B5)
	132	38/300 (B5)
	160*	42/350 (B5)
	180*	48/350 (B5)
	200*	55/400 (B5)
160	132*	38/300 (B5)
	160*	42/350 (B5)
	180*	48/350 (B5)
	200*	55/400 (B5)
	225*	60/450 (B5) - (on request with fan)
	250*	65/550 (B5) - (on request with fan)
170	280*	75/550 (B5) - (on request with fan)
	100-112	28/250 (B5)
	132	38/300 (B5)
	160*	42/350 (B5)
	180*	48/350 (B5)
	200*	55/400 (B5)
180	225*	60/450 (B5)
	132*	38/300 (B5)
	160*	42/350 (B5)
	180*	48/350 (B5)
	200*	55/400 (B5)
	225*	60/450 (B5) - (on request with fan)
	250*	65/550 (B5) - (on request with fan)
190	280*	75/550 (B5) - (on request with fan)
	132	38/300 (B5)
	160*	42/350 (B5)
	180*	48/350 (B5)
	200*	55/400 (B5)
	225*	60/450 (B5)
250*	65/550 (B5)	

* Tutti i PAM sono forniti con giunto ROTEX. Per i PAM segnati da asterisco vedere le prescrizioni (per prescrizioni di montaggio vedere sezione A paragrafo "Installazione" - 1.12)

* All PAM configurations supplied with ROTEX coupling. Where PAM configuration is marked with an asterisk, see directions (for mounting directions, see section A, paragraph "Installation" - 1.12)

* Alle PAM werden sie mit Kupplung Typ ROTEX geliefert. Bei den mit einem Sternchen gekennzeichneten PAM siehe Vorgaben (hinsichtlich Montagegenauigkeit siehe Abschnitt A im Paragraph "Einbau" - 1.12).



Posizione morsetti - Vedere - 19 - PMT - Pagina C8
Terminal board position - Look - 19 - PMT - Page C8
Lage des Klemmenkastens - Siehe - 19 - PMT - Auf Seite C8

<p>Designazione motore elettrico Se è richiesto un motoriduttore completo di motore è necessario riportare la designazione di quest'ultimo. A tale proposito consultare il ns. catalogo dei motori elettrici Electronic Line.</p>	<p>Electric motor designation For applications requiring a gearmotor, motor designation must be specified. To this end, please refer to our Electronic Line electric motor catalogue.</p>	<p>Bezeichnung des Elektromotors Wird ein Getriebemotor komplett mit Elektromotor angefordert, müssen dessen Daten angegeben werden. Diesbezüglich verweisen wir auf unseren Katalog der Elektromotoren "Electronic Line".</p>
--	--	---



1.2 Designazione

16 IS - Albero Entrata

— Nessuna indicazione = diametro standard;

1.2 Designation

IS - Input Shaft

— No indications = standard diameter;

1.2 Bezeichnung

IS - Antriebswelle

— Keine Angabe = Standard-durchmesser

OR		63	71	80	90	100	112	125	132	140	150	160	170	180	190
		(Ø 16)	(Ø 16)	(Ø 19)	(Ø 19)	(Ø 24)	(Ø 24)	(Ø 28)	(Ø 32)	(Ø 38)	(Ø 42)	(Ø 48)	(Ø 50)	(Ø 55)	(Ø 60)

*Contattare il ns. servizio tecnico / Contact our technical dept / Wenden Sie sich an unseren technischen Service

17 MP - Posizioni di montaggio

[M2, M3, M4, M5, M6] Posizioni di montaggio con indicazione dei tappi di livello, carico e scarico; se non specificato si considera standard la posizione **M1** (vedi par. 1.4)

MP - Mounting positions

[M2, M3, M4, M5, M6] Mounting position with indication of breather level and drain plugs; if not specified, standard position is **M1** (see par. 1.4).

MP - Einbaulagen

Montageposition **[M2, M3, M4, M5, M6]** mit Angabe von . Entlüftung, Schaugläsern und Ablassschraube. Wenn nicht näher spezifiziert, wird die Standard - position **M1** zugrunde gelegt (s. Abschnitt 1.4).

18 OPT-ACC. - Opzioni

OPT-ACC - Options

OPT-ACC. - Optionen

vedi par. 1.9 see pa. 1.9 s. Abschnitt 1.9	ACC1	AL	Alberi lenti - AL	Output shafts - AL	Abtriebswellen - AL
		PROT.	Coperchio di protezione	Protection cover	Schutzzvorrichtungdeckel
		FF	FF - Kit	FF - Kit	FF - Kit
		RR	Kit rosetta di montaggio	Mounting washer kit	Kit Montagescheibe
	ACC3	BRS_VKL	Braccio Reazione Semplice_con boccola_VKL	Torque arm - Single_with VKL_bushing	Drehmomentstütze - Normal_mit VKL - Buchse
vedi Sezione A-1.12 see Section A-1.12 s. Abschnitt A-1.12	OPT.	OPT	Materiale degli anelli di tenuta	Materials of Seals	Dichtungsstoffe
		OPT1	Stato fornitura olio	Scope of the supply - Options - OIL	Optionen - Lieferzustand - Optionen - Öl
		OPT2	Verniciatura	Painting and surface protection	Lackierung und Oberflächenschutz

Nota BRS_VKL
E' possibile montare il braccio di reazione solo sulle versioni flangiate .

Note BRS_VKL
Only to flange casing is possible to mount a torque arm

HINWEIS BRS_VKL
Man kann die Dremomentstuetze nur bei den Versionen mit Flansch anbauen.

19 PMT - Posizioni della Morsettiera

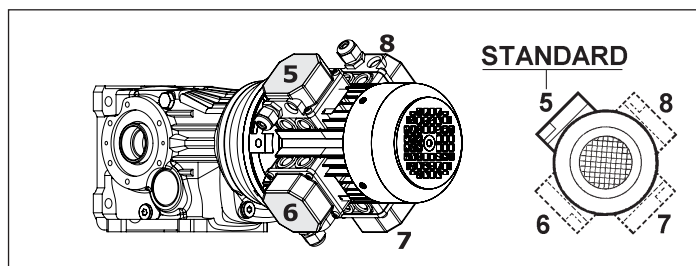
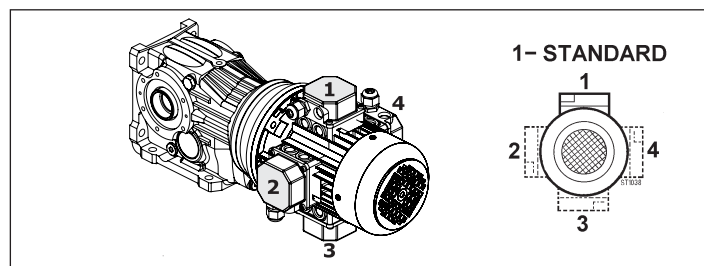
[1,2,3,4,5,6,7,8] Posizione della morsettiera del motore se diversa da quella standard (1).

PMT - Position Terminal Box

[1,2,3,4,5,6,7,8] Position of the motor terminal box if different from the standard one (1).

PMT - Montagposition Klemmenkasten

Montageposition Klemmenkasten **[1,2,3,4,5,6,7,8]**, wenn abweichend von Standardposition [1] (für Motorgetriebe).





1.4 Lubrificazione

1.4 Lubrication

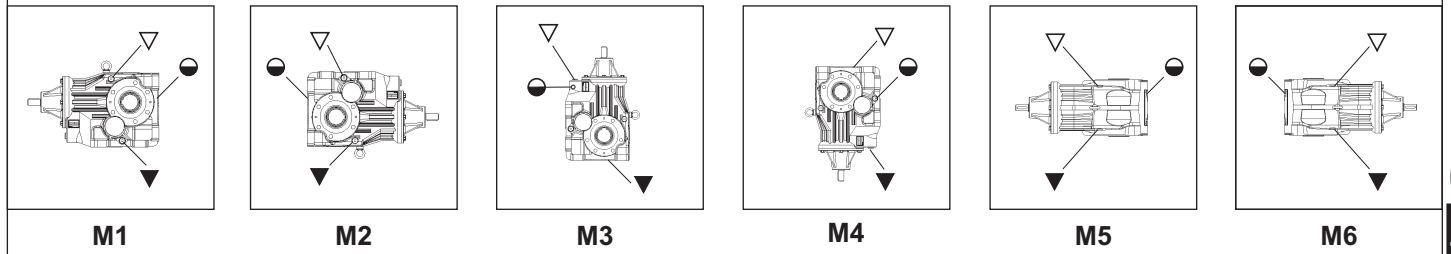
1.4 Schmierung



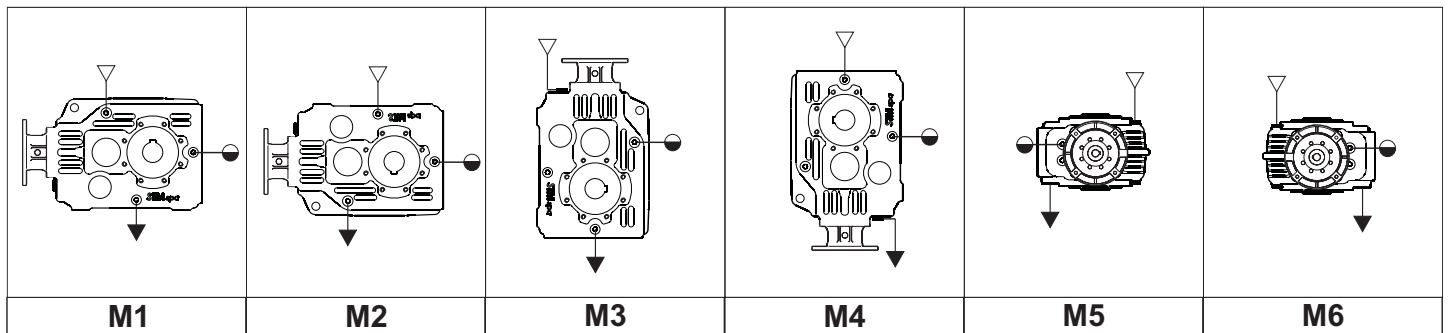
Posizioni di montaggio
Mounting positions
Montagepositionen



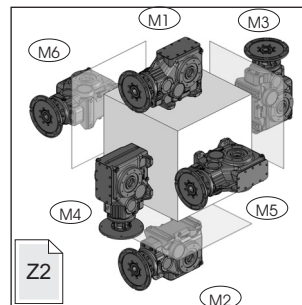
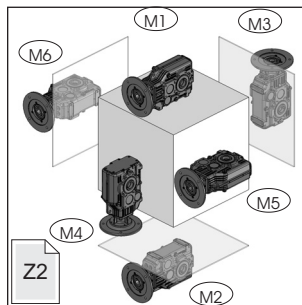
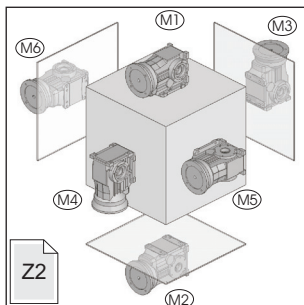
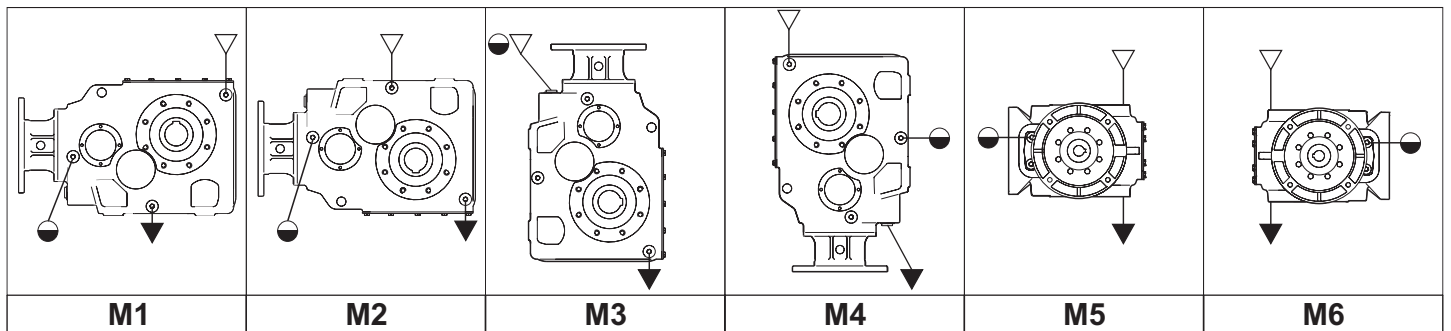
63 - 71 - 90 - 112



80 - 100 - 125 - 140 - 160 - 180



132 - 150 - 170 - 190



- ▽ Carico / Breather plug / Nachfüllen - Entlüftung
- Livello / Level plug / Pegel
- ▼ Scarico / Drain plug / Auslauf



1.4 Lubrificazione

1.4 Lubrication

1.4 Schmierung

Posizioni di montaggio - Mounting positions - Montagepositionen			
OR OM OC		Posizioni Positions Positionen	Prescrizioni da indicare in fase d'ordine Ordering requirements Anforderungen bei der Bestellung
		63	M1-M2 M3-M4 M5-M6
	71	Necessaria Necessary Erforderlich	
	80		
	90		
	100		
	112		
	125		
	132		
	140		
	150		
	160		
	170		
	180		
	190		

TARGHETTA - RIDUTTORE

NON NECESSARIA

Indicata sempre nella targhetta del riduttore la posizione di montaggio "M1".

NECESSARIA

La posizione richiesta è indicata nella targhetta del riduttore

Identification Plate - Gearbox

NOT NECESSARY

The mounting position is always indicated on the nameplate "M1".

NECESSARY

The indication it on the label of the gearbox

Typeschild - Getriebe

NICHT ERFORDERLICH

Die Einbaulage ist immer auf dem Typenschild angegeben "M1".

ERFORDERLICH

Findet man die angefragte Position auf dem Typenschild des Getriebe



1.4 Lubrificazione

1.4 Lubrication

1.4 Schmierung

Lub	Quantità di lubrificante - Lubricant Quantity - Schmiermittelmenge - [Kg]							OPT1	Tappi-Plug-Stopfen			
		M1	M2	M3	M4	M5	M6		N°	Diameter	Type	
OR OM OC	63	WITH ANTIRUN BACK DEVICE	1.260	1.260	1.260	1.260	1.260	1.260	INOIL_STD	1	1/4"	
		WITHOUT ANTIRUN BACK DEVICE	1.300	1.300	1.300	1.300	1.300	1.300				
	71	WITH ANTIRUN BACK DEVICE	1.350	1.250	1.850	1.550	1.700	1.700		1	1/4"	
		WITHOUT ANTIRUN BACK DEVICE	1.350	1.250	1.950	1.550	1.700	1.700				
	80	—	1.000	1.000	1.400	1.200	1.300	1.300	OUTOIL	8	1/4"	
	90	WITH ANTIRUN BACK DEVICE	2.700	2.700	3.600	2.700	2.700	2.700		9	1/4"	
		WITHOUT ANTIRUN BACK DEVICE	3.000	3.000	3.850	3.000	3.000	3.000				
	100	—	2.200	2.200	2.500	2.500	2.600	2.600		8	1/4"	
	112	WITH ANTIRUN BACK DEVICE	5.000	5.000	7.500	5.000	5.000	5.000		9	1/4"	
		WITHOUT ANTIRUN BACK DEVICE	5.500	5.500	8.200	5.500	5.500	5.500				
	125	—	4.000	4.000	4.400	4.400	4.500	4.500		8	3/8"	
	132	—	8.000	8.000	14.00	7.500	11.00	11.00		8	1/2"	
	140	—	9.100	9.100	10.20	10.50	13.30	13.30		8	1/2"	
	150	—	11.00	11.00	21.00	12.00	16.50	16.50		8	1/2"	
	160	—	12.00	14.00	17.00	13.00	18.00	18.00		8	1/2"	
	170	—	17.00	17.00	33.00	17.00	24.50	24.50		8	1/2"	
	180	—	16.50	18.00	22.50	17.00	24.50	24.50	8	1/2"		
	190	—	23.00	25.00	43.80	25.00	33.00	33.00	8	1/2"		



Quantità indicative; durante il riempimento attenersi alla spia di livello.

Indicative quantities, check the oil sight glass during filling.

Richtungsweisende Mengen, bei der Auffüllung auf das Füllstand-Kontrollfenster Bezug nehmen.

**Attenzione !:**

Il tappo di sfiato è allegato solo nei riduttori che hanno più di un tappo olio

Warning!:

A breather plug is supplied only with worm gearboxes that have more than one oil plug

Achtung!:

Der Entlüftungsstopfen ist lediglich bei den Getrieben vorhanden, die über mehr als einen Ölfüllstopfen verfügen

Nota: Se in fase d'ordine la posizione di montaggio è omessa, il riduttore verrà fornito con i tappi predisposti per la posizione M1.

Note: If the mounting position is not specified in the order, the worm gearbox supplied will have plugs pre-arranged for position M1.

Anmerkung: Sollte in der Auftragsphase die Einbaulage nicht angegeben werden, wird das Getriebe mit Stopfen für die Einbaulage M1.

Eventuali forniture con predisposizioni tappi diverse da quella indicata in tabella, dovranno essere concordate.

The supply of gearboxes with different plug pre-arrangements has to be agreed with the manufacturer.

Lieferungen, die eine Auslegung hinsichtlich der Stopfen aufweisen, die von den Angaben in der Tabelle abweichen, müssen vorab vereinbart werden.



1.5 Carichi radiali e assiali

Quando la trasmissione del moto avviene tramite meccanismi che generano carichi radiali sull'estremità dell'albero, è necessario verificare che i valori risultanti non eccedano quelli indicati nelle tabelle.

Nella Tab. 3.4 sono riportati i valori dei carichi radiali ammissibili per l'albero veloce (Fr_1). Come carico assiale ammissibile contemporaneo si ha:

$$Fa_1 = 0.2 \times Fr_1$$

Tab. 3.4

1.5 Axial and overhung load

Should transmission movement determine radial loads on the angular shaft end, it is necessary to make sure that resulting values do not exceed the ones indicated in the tables.

In Table 3.4 permissible radial load for input shaft are listed (Fr_1). Contemporary permissible axial load is given by the following formula:

$$Fa_1 = 0.2 \times Fr_1$$

1.5 Radiale und axiale Belastungen

Wird das Wellenende auch durch Radialkräfte belastet, so muß sichergestellt werden, daß die resultierenden Werte die in der Tabelle angegebenen nicht überschreiten.

In Tabelle 3.4 sind die Werte der zulässigen Radialbelastungen für die Antriebswelle (Fr_1) angegeben. Die Axialbelastung beträgt dann:

$$Fa_1 = 0.2 \times Fr_1$$

63 - 71 - 80 - 90 - 100 - 112 - 125							
n_1 [min ⁻¹]	Fr_1 [N]						
	OR .						
	63	71	80	90	100	112	125
2800	320	430	450	520	650	600	800
1400	400	550	550	700	800	800	1000
900	450	600	600	800	900	920	1200
500	500	850	850	1100	1000	1300	1600

132 - 140 - 150 - 160 - 170 - 180 - 190							
n_1 [min ⁻¹]	Fr_1 [N]						
	OR .						
	132	140	150	160	170	180	190
2800	1100	1500	1800	Contattare il ns. servizio tecnico /	2800	Contattare il ns. servizio tecnico /	4300
1400	1500	2000	2600	Contact our technical dept / Wenden Sie sich an unseren technischen Service	4400	Contact our technical dept / Wenden Sie sich an unseren technischen Service	6400
900	2200	2500	3200		4800		7000
500	2800	3000	3800		5500		7500

In Tab. 3.5 sono riportati i valori dei carichi radiali ammissibili per l'albero lento (Fr_2). Come carico assiale ammissibile contemporaneo si ha:

$$Fa_2 = 0.2 \times Fr_2$$

In Table 3.5 permissible radial loads for output shaft are listed (Fr_2). Permissible axial load is given by the following formula:

$$Fa_2 = 0.2 \times Fr_2$$

In Tabelle 3.5 sind die Werte der zulässigen Radialbelastungen für die Abtriebswelle (Fr_2) angegeben. Als zulässige Axialbelastung gilt:

$$Fa_2 = 0.2 \times Fr_2$$



1.5 Carichi radiali e assiali

1.5 Axial and overhung load

1.5 Radiale und axiale Belastungen

Tab. 3.5

63 - 71 - 80 - 90 - 100 - 112 - 125							
Fr ₂ [N]							
n ₂ [min ⁻¹]	63	71	80	90	100	112	125
400	1500	2900	5000	9000	8000	11000	12500
320	1750	3000	5500	10000	9000	11500	14000
260	1950	3300	6000	10600	10000	12000	16000
200	2050	3600	6000	11400	10000	12500	16000
160	2250	3700	6000	12000	10000	13200	16000
125	2400	4050	6000	12500	10000	13300	16000
90	2750	4400	6500	13500	10000	15000	16000
60	2900	4800	7100	13500	10600	16600	17000
40	3300	5300	7500	13500	11800	17500	19000
25	4000	6500	8000	13500	12500	17500	20000
16	4500	6500	8000	13500	12500	17500	20000
10	5300	6500	8000	13500	12500	17500	20000
5	6400	6500	8000	13500	12500	17500	20000

132 - 140 - 150 - 160 - 170 - 180 - 190					
Fr ₂ [N]					
n ₂ [min ⁻¹]	132	140	150	160 - 170	180 - 190
320	13500	14000	17500	19400	25200
250	15500	16000	19200	21100	27800
200	16500	18000	20500	23300	29500
160	17500	18500	22100	24800	32000
112	19000	20000	23500	27000	35200
63	23000	28000	27500	34200	44600
36	29000	30000	34000	41000	53200
<12.5	32500	35000	43000	57000	65000

I carichi radiali indicati nelle tabelle si intendono applicati a metà della sporgenza dell'albero lento standard (vedi fig. 2.6) e sono riferiti ai riduttori operanti con fattore di servizio 1.

Valori intermedi relativi a velocità non riportate possono essere ottenuti per interpolazione considerando però che Fr₁ a 500 min⁻¹ e Fr₂ a 5 min⁻¹ rappresentano i carichi massimi consentiti. Per i carichi non agenti sulla mezzeria dell'albero lento o veloce si ha:

- a 0.3 della sporgenza: $F_{rx} = 1.25 \times F_{r1-2}$
- a 0.8 della sporgenza: $F_{rx} = 0.8 \times F_{r1-2}$

The radial loads shown in the tables are applied on the middle of standard shaft extensions (see fig. 2.6). Base of these values is a service factor 1.

Values for speeds that are not listed can be obtained through interpolation but it must be considered that Fr₁ at 500 min⁻¹ and Fr₂ at 5 min⁻¹ represent the maximum allowable loads.

For radial loads which are not applied on the middle of the shafts, the following values can be calculated:

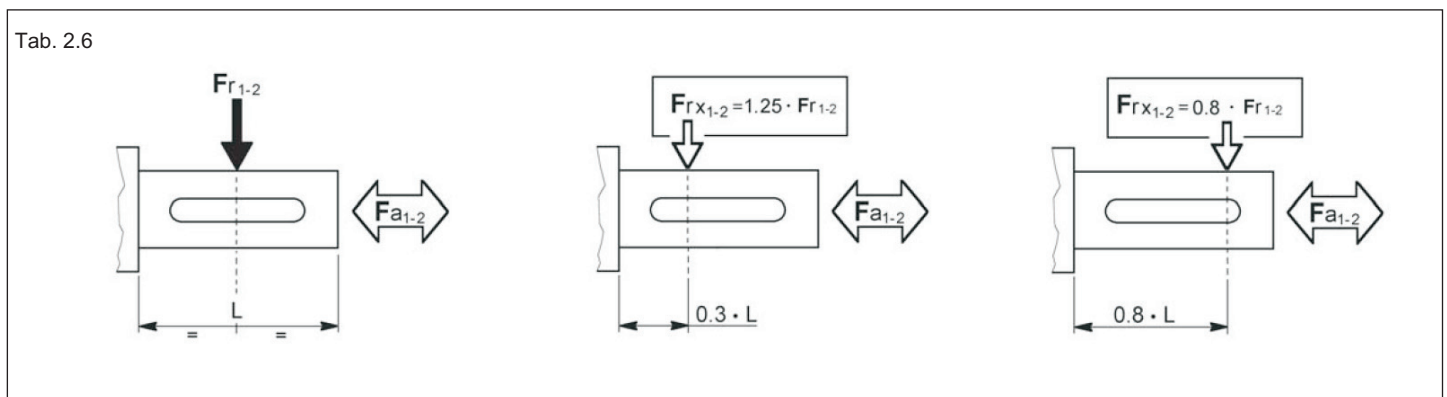
- at 0.3 from extension: $F_{rx} = 1.25 \times F_{r1-2}$
- at 0.8 from extension: $F_{rx} = 0.8 \times F_{r1-2}$

Bei den in der Tabelle angegebenen Radialbelastungen wird eine Krafteinwirkung auf die Mitte der Standardwelle (s. A. 2.6) angenommen; außerdem wird ein Betriebsfaktor 1 zugrunde gelegt. Zwischenwerte für nicht aufgeführte Drehzahlen können durch Interpolation ermittelt werden. Hierbei ist jedoch zu berücksichtigen, daß Fr₁ bei 500 min⁻¹ und für Fr_{2max} bei 5 min⁻¹ die maximal zulässigen Belastungen repräsentieren.

Ist die Einwirkung der Radialkraft nicht in der Mitte der Welle, so können die zulässigen Radiallasten folgendermaßen ermittelt werden:

- 0.3 vom Wellenabsatz entfernt: $F_{rx} = 1.25 \times F_{r1-2}$
- 0.8 vom Wellenabsatz entfernt: $F_{rx} = 0.8 \times F_{r1-2}$

Tab. 2.6





OR 63



10.5

ir	$n_1 = 2800 \text{ min}^{-1}$				$n_1 = 1400 \text{ min}^{-1}$				$n_1 = 900 \text{ min}^{-1}$				$n_1 = 500 \text{ min}^{-1}$				IEC
	n_2	T_{2M}	P	RD	n_2	T_{2M}	P	RD	n_2	T_{2M}	P	RD	n_2	T_{2M}	P	RD	
	min^{-1}	Nm	kW	%	min^{-1}	Nm	kW	%	min^{-1}	Nm	kW	%	min^{-1}	Nm	kW	%	
7.9	354	140	5.8	90	177	170	3.5	90	114	190	2.5	90	63	200	1.5	90	112 B5 112 B14 100 B5 100 B14 90 B5 90 B14 80 B5 80 B14 71 B5 63 B5
10.3	272	150	4.7	90	136	185	2.9	90	88	200	2.0	90	49	215	1.2	90	
11.5	244	155	4.4	90	122	190	2.7	90	78	205	1.9	90	44	220	1.1	90	
13.3	211	175	4.3	90	105	220	2.7	90	68	235	1.9	90	38	245	1.1	90	
14.8	189	180	4.0	90	94	220	2.4	90	61	240	1.7	90	34	250	0.99	90	
17.2	163	185	3.5	90	82	220	2.1	90	52	245	1.5	90	29	255	0.86	90	
19.5	143	190	3.2	90	72	230	1.9	90	46	245	1.3	90	26	255	0.77	90	
23.7	118	220	3.0	90	59	240	1.6	90	38	260	1.1	90	21	270	0.66	90	
27.5	102	225	2.7	90	51	240	1.4	90	33	260	1.0	90	18.2	270	0.57	90	
31.2	90	230	2.4	90	45	240	1.3	90	29	260	0.88	90	16.0	270	0.50	90	
35.8	78	230	2.1	90	39	250	1.1	90	25	260	0.76	90	14.0	270	0.44	90	
44.6	63	230	1.7	90	31	250	0.90	90	20	260	0.61	90	11.2	270	0.35	90	
52.4	53	230	1.4	90	27	250	0.79	90	17.2	260	0.52	90	9.5	270	0.30	90	
69.0	41	230	1.1	90	20	250	0.58	90	13.0	260	0.39	90	7.2	270	0.23	90	
79.5	35	230	0.94	90	17.6	250	0.51	90	11.3	260	0.34	90	6.3	270	0.20	90	
90.6	31	200	0.72	90	15.4	230	0.41	90	9.9	250	0.29	90	5.5	265	0.17	90	
103.8	27	200	0.63	90	13.5	235	0.37	90	8.7	250	0.25	90	4.8	265	0.15	90	
129.3	22	200	0.51	90	10.8	240	0.30	90	7.0	260	0.21	90	3.9	270	0.12	90	
151.9	18.4	205	0.44	90	9.2	245	0.26	90	5.9	260	0.18	90	3.3	280	0.11	90	
200.1	14.0	210	0.34	90	7.0	250	0.20	90	4.5	260	0.14	90	2.5	280	0.08	90	
243.3	11.5	230	0.31	90	5.8	250	0.17	90	3.7	270	0.12	90	2.1	290	0.07	90	
280.4	10.0	230	0.27	90	5.0	250	0.15	90	3.2	280	0.10	90	1.8	290	0.06	90	
346.4	8.1	230	0.22	90	4.0	250	0.12	90	2.6	280	0.08	90	1.4	290	0.05	90	

Pt _N [kW]	tutti i rapporti all ratios alle Untersetzungen
	2.8

N.B. Per i riduttori evidenziati dal doppio bordo nella colonna delle potenze è necessario verificare lo scambio termico del riduttore (come indicato nel par. A-1.5). Per maggiori informazioni contattare l'ufficio tecnico STM.

NOTE. Please pay attention to the frame around the input power value: for this gearboxes it's important to check the thermal capacity (comp. par. A-1.5). For details please contact our technical department).
For details please contact our technical

HINWEIS. Sind in den Tabellen Nennleistungen eingerahmt, so ist die thermische Leistungsgrenze der Getriebe zu beachten (s. Kapitel A-1.5). Für weitere Informationen wenden Sie sich bitte an unser technisches Büro.

N.B. I pesi riportati sono indicativi e possono variare in funzione della versione del riduttore.

NOTE. Listed weights are for reference only and can vary according to the gearbox version.

HINWEIS. Die angegebenen Gewichtsmaße sind Richtwerte und können je nach Getriebeversion variieren.



OR 71



18.0

ir	n ₁ = 2800 min ⁻¹				n ₁ = 1400 min ⁻¹				n ₁ = 900 min ⁻¹				n ₁ = 500 min ⁻¹				IEC
	n ₂ min ⁻¹	T _{2M} Nm	P kW	RD %	n ₂ min ⁻¹	T _{2M} Nm	P kW	RD %	n ₂ min ⁻¹	T _{2M} Nm	P kW	RD %	n ₂ min ⁻¹	T _{2M} Nm	P kW	RD %	
6.9	408	220	10.4	90	204	270	6.4	90	131	294	4.5	90	73	296	2.5	90	112 B5 112 B14
8.4	333	250	9.7	90	167	300	5.8	90	107	312	3.9	90	59	313	2.1	90	
9.9	282	260	8.5	90	141	320	5.2	90	91	350	3.7	90	50	350	2.0	90	
11.4	246	280	8.0	90	123	340	4.9	90	79	380	3.5	90	44	435	2.2	90	
13.9	201	320	7.5	90	100	400	4.7	90	65	440	3.3	90	36	490	2.1	90	
16.5	170	330	6.5	90	85	400	4.0	90	55	440	2.8	90	30	500	1.7	90	
18.7	150	330	5.8	90	75	410	3.6	90	48	460	2.6	90	27	560	1.8	90	
22.9	122	350	5.0	90	61	430	3.1	90	39	490	2.2	90	22	585	1.5	90	
27.1	103	375	4.5	90	52	460	2.8	90	33	525	2.0	90	18.5	597	1.3	90	
30.6	92	375	4.0	90	46	460	2.5	90	29	525	1.8	90	16.4	597	1.1	90	
37.1	76	375	3.3	90	38	460	2.0	90	24	525	1.5	90	13.5	597	0.94	90	
42.6	66	375	2.9	90	33	460	1.8	90	21	525	1.3	90	11.7	597	0.81	90	
49.3	57	375	2.5	90	28	460	1.5	90	18.2	525	1.1	90	10.1	599	0.70	90	
53.4	52	375	2.3	90	26	460	1.4	90	16.9	525	1.0	90	9.4	602	0.66	90	
57.9	48	375	2.1	90	24	460	1.3	90	15.5	525	0.95	90	8.6	604	0.60	90	
76.1	37	375	1.6	90	18.4	460	0.98	90	11.8	525	0.72	90	6.6	610	0.47	90	
87.4	32	375	1.4	90	16.0	460	0.86	90	10.3	525	0.63	90	5.7	612	0.41	90	
98.6	28	375	1.2	90	14.2	460	0.76	90	9.1	525	0.56	90	5.1	614	0.36	90	
107.6	26	375	1.1	90	13.0	460	0.70	90	8.4	525	0.51	90	4.6	598	0.32	90	
123.5	23	375	1.0	90	11.3	460	0.60	90	7.3	525	0.45	90	4.0	608	0.28	90	
143.1	19.6	375	0.86	90	9.8	460	0.52	90	6.3	525	0.38	90	3.5	618	0.25	90	
154.8	18.1	375	0.79	90	9.0	460	0.48	90	5.8	525	0.35	90	3.2	621	0.23	90	
168.0	16.7	375	0.73	90	8.3	460	0.44	90	5.4	525	0.33	90	3.0	622	0.22	90	
179.6	15.6	375	0.68	90	7.8	460	0.42	90	5.0	513	0.30	90	2.8	555	0.18	90	
193.6	14.5	375	0.63	90	7.2	460	0.39	90	4.6	516	0.28	90	2.6	558	0.17	90	
209.4	13.4	375	0.58	90	6.7	460	0.36	90	4.3	522	0.26	90	2.4	567	0.16	90	
220.8	12.7	375	0.55	90	6.3	460	0.34	90	4.1	525	0.25	90	2.3	625	0.17	90	
253.4	11.0	375	0.48	90	5.5	460	0.29	90	3.6	525	0.22	90	2.0	625	0.15	90	
286.0	9.8	375	0.43	90	4.9	460	0.26	90	3.1	525	0.19	90	1.7	625	0.12	90	
298.8	9.4	375	0.41	90	4.7	460	0.25	90	3.0	525	0.18	90	1.7	590	0.12	90	
342.9	8.2	375	0.36	90	4.1	460	0.22	90	2.6	525	0.16	90	1.5	607	0.11	90	
387.0	7.2	375	0.31	90	3.6	460	0.19	90	2.3	525	0.14	90	1.3	618	0.09	90	

C



Pt _N [kW]	tutti i rapporti all ratios alle Untersetzungen
	4.0

N.B. Per i riduttori evidenziati dal doppio bordo nella colonna delle potenze è necessario verificare lo scambio termico del riduttore (come indicato nel par. A-1.5). Per maggiori informazioni contattare l'ufficio tecnico STM.

NOTE. Please pay attention to the frame around the input power value: for this gearboxes it's important to check the thermal capacity (comp. par. A-1.5). For details please contact our technical department).
For details please contact our technical

HINWEIS. Sind in den Tabellen Nennleistungen eingerahmt, so ist die thermische Leistungsgrenze der Getriebe zu beachten (s. Kapitel A-1.5). Für weitere Informationen wenden Sie sich bitte an unser technisches Büro.

N.B. I pesi riportati sono indicativi e possono variare in funzione della versione del riduttore.

NOTE. Listed weights are for reference only and can vary according to the gearbox version.

HINWEIS. Die angegebenen Gewichtsmaße sind Richtwerte und können je nach Getriebeversion variieren.



OR 80

20.0

ir	n ₁ = 2800 min ⁻¹				n ₁ = 1400 min ⁻¹				n ₁ = 900 min ⁻¹				n ₁ = 500 min ⁻¹				IEC
	n ₂ min ⁻¹	T _{2M} Nm	P kW	RD %	n ₂ min ⁻¹	T _{2M} Nm	P kW	RD %	n ₂ min ⁻¹	T _{2M} Nm	P kW	RD %	n ₂ min ⁻¹	T _{2M} Nm	P kW	RD %	
5,2	544	279	16,7	95	272	310	9,3	95	175	315	6,1	95	97	315	3,4	95	112 B5 112 B14 100 B5 100 B14 90 B5 90 B14 80 B5 80 B14 71 B5
7,1	394	342	14,8	95	197	380	8,2	95	127	386	5,4	95	70	386	3,0	95	
10,0	281	450	13,9	95	140	500	7,7	95	90	508	5,1	95	50	508	2,8	95	
11,9	234	495	12,8	95	117	550	7,1	95	75	558	4,6	95	42	558	2,6	95	
14,6	191	540	11,4	95	96	600	6,3	95	61	609	4,1	95	34	609	2,3	95	
16,7	168	540	10,0	95	84	600	5,6	95	54	609	3,6	95	30	609	2,0	95	
21,2	132	540	7,9	95	66	600	4,4	95	42	609	2,8	95	24	609	1,6	95	
24,2	116	540	6,9	95	58	600	3,8	95	37	609	2,5	95	21	609	1,4	95	
31,0	90	495	4,9	95	45	550	2,7	95	29	558	1,8	95	16,1	558	1,0	95	
39,8	70	495	3,8	95	35	550	2,1	95	23	558	1,4	95	12,6	558	0,8	95	
51,0	55	495	3,0	95	27	550	1,7	95	17,6	558	1,1	95	9,8	558	0,6	95	
57,0	49	450	2,4	95	25	500	1,4	95	15,8	508	0,9	95	8,8	508	0,5	95	
73,2	38	495	2,1	95	19,1	550	1,2	95	12,3	558	0,8	95	6,8	558	0,4	95	

Pt _N [kW]	tutti i rapporti all ratios alle Untersetzungen
	9.5

N.B. Per i riduttori evidenziati dal doppio bordo nella colonna delle potenze è necessario verificare lo scambio termico del riduttore (come indicato nel par. A-1.5). Per maggiori informazioni contattare l'ufficio tecnico STM.

*NOTE. Please pay attention to the frame around the input power value: for this gearboxes it's important to check the thermal capacity (comp. par. A-1.5). For details please contact our technical department).
For details please contact our technical*

HINWEIS. Sind in den Tabellen Nennleistungen eingerahmt, so ist die thermische Leistungsgrenze der Getriebe zu beachten (s. Kapitel A-1.5). Für weitere Informationen wenden Sie sich bitte an unser technisches Büro.

N.B. I pesi riportati sono indicativi e possono variare in funzione della versione del riduttore.

NOTE. Listed weights are for reference only and can vary according to the gearbox version.

HINWEIS. Die angegebenen Gewichtsmaße sind Richtwerte und können je nach Getriebeversion variieren.



1.6 Prestazioni riduttori OR

1.6 OR gearboxes performances

1.6 Leistungen der OR-Getriebe

OR 90



44.0

ir	n ₁ = 2800 min ⁻¹				n ₁ = 1400 min ⁻¹				n ₁ = 900 min ⁻¹				n ₁ = 500 min ⁻¹				IEC
	n ₂ min ⁻¹	T _{2M} Nm	P kW	RD %	n ₂ min ⁻¹	T _{2M} Nm	P kW	RD %	n ₂ min ⁻¹	T _{2M} Nm	P kW	RD %	n ₂ min ⁻¹	T _{2M} Nm	P kW	RD %	
7.2	388	325	14.7	90	194	430	9.7	90	125	457	6.6	90	69	545	4.4	90	132 B5 132 B14 112 B5 112 B14 100 B5 100 B14 90 B5 90 B14 80 B5 80 B14 71 B5
9.0	310	350	12.6	90	155	450	8.1	90	100	490	5.7	90	55	586	3.7	90	
10.1	276	357	11.5	90	138	500	8.0	90	89	550	5.7	90	49	600	3.4	90	
11.5	244	400	11.4	90	122	520	7.4	90	79	560	5.1	90	44	613	3.1	90	
13.0	215	406	10.2	90	108	540	6.8	90	69	570	4.6	90	38	613	2.7	90	
14.0	200	528	12.3	90	100	590	6.9	90	64	740	5.5	90	36	850	3.6	90	
15.7	178	570	11.8	90	89	720	7.5	90	57	780	5.2	90	32	950	3.5	90	
17.7	158	570	10.5	90	79	750	6.8	90	51	820	4.9	90	28	950	3.1	90	
20.1	139	610	9.9	90	70	790	6.4	90	45	870	4.6	90	25	950	2.8	90	
23.0	122	640	9.1	90	61	820	5.8	90	39	900	4.1	90	22	950	2.4	90	
25.7	109	700	8.9	90	55	900	5.8	90	35	980	4.0	90	19.5	1122	2.5	90	
28.8	97	740	8.4	90	49	910	5.2	90	31	1040	3.8	90	17.3	1122	2.3	90	
32.5	86	740	7.4	90	43	910	4.6	90	28	1040	3.4	90	15.4	1122	2.0	90	
36.9	76	740	6.5	90	38	910	4.0	90	24	1040	2.9	90	13.5	1122	1.8	90	
42.2	66	740	5.7	90	33	910	3.5	90	21	1040	2.5	90	11.9	1122	1.6	90	
45.2	62	740	5.3	90	31	910	3.3	90	19.9	1040	2.4	90	11.1	1122	1.4	90	
52.4	53	740	4.6	90	27	910	2.9	90	17.2	1040	2.1	90	9.5	1122	1.2	90	
59.5	47	740	4.0	90	24	910	2.5	90	15.1	1040	1.8	90	8.4	1122	1.1	90	
73.3	38	740	3.3	90	19.1	910	2.0	90	12.3	1040	1.5	90	6.8	1122	0.89	90	
80.7	35	740	3.0	90	17.4	910	1.8	90	11.2	1040	1.4	90	6.2	1122	0.81	90	
92.5	30	740	2.6	90	15.1	910	1.6	90	9.7	1040	1.2	90	5.4	1122	0.70	90	
94.4	30	740	2.6	90	14.8	910	1.6	90	9.5	1040	1.1	90	5.3	1122	0.69	90	
106.7	26	740	2.2	90	13.1	910	1.4	90	8.4	1040	1.0	90	4.7	1122	0.61	90	
122.3	23	740	2.0	90	11.4	910	1.2	90	7.4	1040	0.90	90	4.1	1122	0.54	90	
131.1	21	740	1.8	90	10.7	910	1.1	90	6.9	1040	0.83	90	3.8	1122	0.50	90	
151.9	18.4	740	1.6	90	9.2	910	0.97	90	5.9	1040	0.71	90	3.3	1122	0.43	90	
165.2	16.9	740	1.5	90	8.5	910	0.90	90	5.4	1040	0.65	90	3.0	1122	0.39	90	
212.6	13.2	740	1.1	90	6.6	910	0.70	90	4.2	1040	0.51	90	2.4	1122	0.31	90	
234.1	12.0	740	1.0	90	6.0	910	0.64	90	3.8	1040	0.46	90	2.1	1122	0.27	90	
268.3	10.4	740	0.90	90	5.2	910	0.55	90	3.4	1040	0.41	90	1.9	1122	0.25	90	
294.9	9.5	740	0.82	90	4.7	910	0.50	90	3.1	1040	0.38	90	1.7	1122	0.22	90	
309.6	9.0	740	0.77	90	4.5	910	0.48	90	2.9	1040	0.35	90	1.6	1122	0.21	90	
338.1	8.3	740	0.71	90	4.1	910	0.43	90	2.7	1040	0.33	90	1.5	1122	0.20	90	
390.0	7.2	740	0.62	90	3.6	910	0.38	90	2.3	1040	0.28	90	1.3	1122	0.17	90	

Pt _N [kW]	tutti i rapporti all ratios alle Untersetzungen
	6.2

N.B. Per i riduttori evidenziati dal doppio bordo nella colonna delle potenze è necessario verificare lo scambio termico del riduttore (come indicato nel par. A-1.5). Per maggiori informazioni contattare l'ufficio tecnico STM.

NOTE. Please pay attention to the frame around the input power value: for this gearboxes it's important to check the thermal capacity (comp. par. A-1.5). For details please contact our technical department.
For details please contact our technical

HINWEIS. Sind in den Tabellen Nennleistungen eingerahmt, so ist die thermische Leistungsgrenze der Getriebe zu beachten (s. Kapitel A-1.5). Für weitere Informationen wenden Sie sich bitte an unser technisches Büro.

N.B. I pesi riportati sono indicativi e possono variare in funzione della versione del riduttore.

NOTE. Listed weights are for reference only and can vary according to the gearbox version.

HINWEIS. Die angegebenen Gewichtsmaße sind Richtwerte und können je nach Getriebeversion variieren.



OR 100



32.0

ir	n ₁ = 2800 min ⁻¹				n ₁ = 1400 min ⁻¹				n ₁ = 900 min ⁻¹				n ₁ = 500 min ⁻¹				IEC
	n ₂	T _{2M}	P	RD	n ₂	T _{2M}	P	RD	n ₂	T _{2M}	P	RD	n ₂	T _{2M}	P	RD	
	min ⁻¹	Nm	kW	%	min ⁻¹	Nm	kW	%	min ⁻¹	Nm	kW	%	min ⁻¹	Nm	kW	%	
5,2	544	450	27,0	95	272	500	15,0	95	175	508	9,8	95	97	508	5,4	95	132 B5 132 B14 112 B5 100 B5 90 B5 80 B5
7,4	378	684	28,5	95	189	760	15,8	95	121	771	10,3	95	67	771	5,7	95	
10,0	281	882	27,3	95	140	980	15,2	95	90	995	9,9	95	50	995	5,5	95	
12,2	230	900	22,8	95	115	1000	12,7	95	74	1015	8,3	95	41	1015	4,6	95	
14,6	191	1035	21,8	95	96	1150	12,1	95	61	1167	7,9	95	34	1167	4,4	95	
17,0	165	1080	19,7	95	83	1200	10,9	95	53	1218	7,1	95	29	1218	4,0	95	
21,2	132	1035	15,1	95	66	1150	8,4	95	42	1167	5,5	95	24	1167	3,0	95	
24,6	114	1080	13,6	95	57	1200	7,5	95	37	1218	4,9	95	20	1218	2,7	95	
31,0	90	990	9,9	95	45	1100	5,5	95	29	1117	3,6	95	16,1	1117	2,0	95	
40,5	69	945	7,2	95	35	1050	4,0	95	22	1066	2,6	95	12,4	1066	1,5	95	
51,0	55	1035	6,3	95	27	1150	3,5	95	17,6	1167	2,3	95	9,8	1167	1,3	95	
58,0	48	900	4,8	95	24	1000	2,7	95	15,5	1015	1,7	95	8,6	1015	1,0	95	
73,2	38	900	3,8	95	19,1	1000	2,1	95	12,3	1015	1,4	95	6,8	1015	0,8	95	

Pt _N [kW]	tutti i rapporti all ratios alle Untersetzungen
	14.5

N.B. Per i riduttori evidenziati dal doppio bordo nella colonna delle potenze è necessario verificare lo scambio termico del riduttore (come indicato nel par. A-1.5). Per maggiori informazioni contattare l'ufficio tecnico STM.

NOTE. Please pay attention to the frame around the input power value: for this gearboxes it's important to check the thermal capacity (comp. par. A-1.5). For details please contact our technical department).
For details please contact our technical

HINWEIS. Sind in den Tabellen Nennleistungen eingerahmt, so ist die thermische Leistungsgrenze der Getriebe zu beachten (s. Kapitel A-1.5). Für weitere Informationen wenden Sie sich bitte an unser technisches Büro.

N.B. I pesi riportati sono indicativi e possono variare in funzione della versione del riduttore.

NOTE. Listed weights are for reference only and can vary according to the gearbox version.

HINWEIS. Die angegebenen Gewichtsmaße sind Richtwerte und können je nach Getriebeversion variieren.



1.6 Prestazioni riduttori OR

1.6 OR gearboxes performances

1.6 Leistungen der OR-Getriebe

OR 112



68.0

ir	n ₁ = 2800 min ⁻¹				n ₁ = 1400 min ⁻¹				n ₁ = 900 min ⁻¹				n ₁ = 500 min ⁻¹				IEC
	n ₂	T _{2M}	P	RD	n ₂	T _{2M}	P	RD	n ₂	T _{2M}	P	RD	n ₂	T _{2M}	P	RD	
	min ⁻¹	Nm	kW	%	min ⁻¹	Nm	kW	%	min ⁻¹	Nm	kW	%	min ⁻¹	Nm	kW	%	
7.7	366	540	23	90	183	670	14.3	90	118	760	10.4	90	65	800	6.1	90	160 B5 132 B5 112 B5 100 B5 90 B5 80 B5
8.9	315	580	21	90	157	715	13.1	90	101	810	9.5	90	56	850	5.5	90	
11.8	238	690	19.1	90	119	850	11.8	90	77	970	8.7	90	43	1000	5.0	90	
13.1	214	720	17.9	90	107	890	11.1	90	69	1000	8.0	90	38	1050	4.6	90	
16.1	174	940	19.0	90	87	1160	11.7	90	56	1300	8.5	90	31	1400	5.0	90	
17.9	156	1000	18.2	90	78	1230	11.2	90	50	1400	8.1	90	28	1450	4.7	90	
20.9	134	1040	16.2	90	67	1280	10.0	90	43	1460	7.3	90	24	1500	4.2	90	
22.3	126	1350	19.8	90	63	1750	12.8	90	40	1850	8.6	90	22	1900	4.9	90	
23.6	119	1100	15.2	90	59	1350	9.3	90	38	1540	6.8	90	21	1500	3.7	90	
25.6	109	1130	14.3	90	55	1400	9.0	90	35	1600	6.5	90	19.5	1600	3.6	90	
29.4	95	1420	15.7	90	48	1750	9.8	90	31	1900	6.9	90	17.0	1900	3.8	90	
32.8	85	1450	14.3	90	43	1750	8.8	90	27	1900	6.0	90	15.2	1900	3.4	90	
38.2	73	1450	12.3	90	37	1750	7.5	90	24	1900	5.3	90	13.1	1900	2.9	90	
43.2	65	1450	11.0	90	32	1750	6.5	90	21	1900	4.6	90	11.6	1900	2.6	90	
46.8	60	1450	10.1	90	30	1750	6.1	90	19.2	1900	4.2	90	10.7	1900	2.4	90	
53.4	52	1450	8.8	90	26	1750	5.3	90	16.9	1900	3.7	90	9.4	1900	2.1	90	
57.2	49	1450	8.3	90	24	1750	4.9	90	15.7	1900	3.5	90	8.7	1900	1.9	90	
64.6	43	1450	7.3	90	22	1750	4.5	90	13.9	1900	3.1	90	7.7	1900	1.7	90	
77.0	36	1450	6.1	90	18.2	1750	3.7	90	11.7	1900	2.6	90	6.5	1900	1.4	90	
85.4	33	1450	5.6	90	16.4	1750	3.3	90	10.5	1900	2.3	90	5.9	1900	1.3	90	
93.9	30	1450	5.1	90	14.9	1750	3.0	90	9.6	1900	2.1	90	5.3	1900	1.2	90	
102.8	27	1450	4.6	90	13.6	1750	2.8	90	8.8	1900	1.9	90	4.9	1900	1.1	90	
110.9	25	1450	4.2	90	12.6	1750	2.6	90	8.1	1900	1.8	90	4.5	1900	0.99	90	
125.2	22	1450	3.7	90	11.2	1750	2.3	90	7.2	1900	1.6	90	4.0	1900	0.88	90	
135.6	21	1450	3.5	90	10.3	1750	2.1	90	6.6	1900	1.5	90	3.7	1900	0.82	90	
154.8	18.1	1450	3.1	90	9.0	1750	1.8	90	5.8	1900	1.3	90	3.2	1900	0.71	90	
166.0	16.9	1450	2.9	90	8.4	1750	1.7	90	5.4	1900	1.2	90	3.0	1900	0.66	90	
194.9	14.4	1450	2.4	90	7.2	1750	1.5	90	4.6	1750	0.94	90	2.6	1750	0.53	90	
223.5	12.5	1450	2.1	90	6.3	1750	1.3	90	4.0	1900	0.88	90	2.2	1900	0.49	90	
247.9	11.3	1450	1.9	90	5.6	1750	1.1	90	3.6	1900	0.80	90	2.0	1900	0.44	90	
272.4	10.3	1450	1.7	90	5.1	1750	1.0	90	3.3	1900	0.73	90	1.8	1900	0.40	90	
298.1	9.4	1450	1.6	90	4.7	1750	0.96	90	3.0	1900	0.66	90	1.7	1900	0.38	90	
342.9	8.2	1450	1.4	90	4.1	1750	0.83	90	2.6	1750	0.53	90	1.5	1750	0.31	90	
375.3	7.5	1450	1.3	90	3.7	1750	0.75	90	2.4	1750	0.49	90	1.3	1750	0.26	90	

Pt _N [kW]	tutti i rapporti all ratios alle Untersetzungen
	9.5

N.B. Per i riduttori evidenziati dal doppio bordo nella colonna delle potenze è necessario verificare lo scambio termico del riduttore (come indicato nel par. A-1.5). Per maggiori informazioni contattare l'ufficio tecnico STM.

NOTE. Please pay attention to the frame around the input power value: for this gearboxes it's important to check the thermal capacity (comp. par. A-1.5). For details please contact our technical department.
For details please contact our technical

HINWEIS. Sind in den Tabellen Nennleistungen eingerahmt, so ist die thermische Leistungsgrenze der Getriebe zu beachten (s. Kapitel A-1.5). Für weitere Informationen wenden Sie sich bitte an unser technisches Büro.

N.B. I pesi riportati sono indicativi e possono variare in funzione della versione del riduttore.

NOTE. Listed weights are for reference only and can vary according to the gearbox version.

HINWEIS. Die angegebenen Gewichtsmaße sind Richtwerte und können je nach Getriebeversion variieren.



OR 125



56.0

ir	$n_1 = 2800 \text{ min}^{-1}$				$n_1 = 1400 \text{ min}^{-1}$				$n_1 = 900 \text{ min}^{-1}$				$n_1 = 500 \text{ min}^{-1}$				IEC
	n_2	T_{2M}	P	RD	n_2	T_{2M}	P	RD	n_2	T_{2M}	P	RD	n_2	T_{2M}	P	RD	
	min^{-1}	Nm	kW	%	min^{-1}	Nm	kW	%	min^{-1}	Nm	kW	%	min^{-1}	Nm	kW	%	
5,2	544	900	53,9	95	272	1000	30,0	95	175	1015	19,5	95	97	1015	10,9	95	180 B5 160 B5 132 B5 132 B14 112 B5 100 B5 90 B5 80 B5
7,4	378	1170	48,7	95	189	1300	27,1	95	121	1320	17,7	95	67	1320	9,8	95	
10,2	276	1620	49,2	95	138	1800	27,3	95	89	1827	17,8	95	49	1827	9,9	95	
12,2	230	1710	43,4	95	115	1900	24,1	95	74	1929	15,7	95	41	1929	8,7	95	
14,6	191	1935	40,8	95	96	2150	22,7	95	61	2182	14,8	95	34	2182	8,2	95	
17,0	165	2070	37,7	95	83	2300	20,9	95	53	2335	13,7	95	29	2335	7,6	95	
21,2	132	1935	28,2	95	66	2150	15,6	95	42	2182	10,2	95	24	2182	5,7	95	
24,6	114	2070	26,0	95	57	2300	14,4	95	37	2335	9,4	95	20	2335	5,2	95	
31,9	88	2025	19,6	95	44	2250	10,9	95	28	2284	7,1	95	15,7	2284	3,9	95	
40,5	69	1845	14,1	95	35	2050	7,8	95	22	2081	5,1	95	12,4	2081	2,8	95	
52,6	53	2070	12,2	95	27	2300	6,8	95	17,1	2335	4,4	95	9,5	2335	2,4	95	
58,0	48	1800	9,6	95	24	2000	5,3	95	15,5	2030	3,5	95	8,6	2030	1,9	95	
75,4	37	1800	7,4	95	18,6	2000	4,1	95	11,9	2030	2,7	95	6,6	2030	1,5	95	

Pt _N [kW]	tutti i rapporti all ratios alle Untersetzungen
	20.0

N.B. Per i riduttori evidenziati dal doppio bordo nella colonna delle potenze è necessario verificare lo scambio termico del riduttore (come indicato nel par. A-1.5). Per maggiori informazioni contattare l'ufficio tecnico STM.

NOTE. Please pay attention to the frame around the input power value: for this gearboxes it's important to check the thermal capacity (comp. par. A-1.5). For details please contact our technical department.
For details please contact our technical

HINWEIS. Sind in den Tabellen Nennleistungen eingerahmt, so ist die thermische Leistungsgrenze der Getriebe zu beachten (s. Kapitel A-1.5). Für weitere Informationen wenden Sie sich bitte an unser technisches Büro.

N.B. I pesi riportati sono indicativi e possono variare in funzione della versione del riduttore.

NOTE. Listed weights are for reference only and can vary according to the gearbox version.

HINWEIS. Die angegebenen Gewichtsmaße sind Richtwerte und können je nach Getriebeversion variieren.



OR 132



ir	n ₁ = 2800 min ⁻¹				n ₁ = 1400 min ⁻¹				n ₁ = 900 min ⁻¹				n ₁ = 500 min ⁻¹				IEC																		
	n ₂	T _{2M}	P	RD	n ₂	T _{2M}	P	RD	n ₂	T _{2M}	P	RD	n ₂	T _{2M}	P	RD																			
	min ⁻¹	Nm	kW	%	min ⁻¹	Nm	kW	%	min ⁻¹	Nm	kW	%	min ⁻¹	Nm	kW	%																			
16.0	175.3	1530.0	30.2	93.0	87.7	1700.0	16.8	93.0	56.3	1725.5	10.9	93.0	31.3	1725.5	6.1	93.0	180 B5																		
17.9	156.1	1620.0	28.5	93.0	78.0	1800.0	15.8	93.0	50.2	1827.0	10.3	93.0	27.9	1827.0	5.7	93.0		160 B5																	
20.3	138.3	1800.0	28.0	93.0	69.1	2000.0	15.6	93.0	44.4	2030.0	10.2	93.0	24.7	2030.0	5.6	93.0			132 B5																
21.7	129.3	1980.0	28.8	93.0	64.7	2200.0	16.0	93.0	41.6	2233.0	10.5	93.0	23.1	2233.0	5.8	93.0				112 B5															
24.3	115.1	2070.0	26.8	93.0	57.6	2300.0	14.9	93.0	37.0	2334.5	9.7	93.0	20.6	2334.5	5.4	93.0					100 B5														
27.5	102.0	2412.0	27.7	93.0	51.0	2680.0	15.4	93.0	32.8	2720.2	10.0	93.0	18.2	2720.2	5.6	93.0						90 B5													
31.2	89.8	2835.0	28.7	93.0	44.9	3150.0	15.9	93.0	28.9	3197.3	10.4	93.0	16.0	3197.3	5.8	93.0																			
36.3	77.2	3150.0	27.4	93.0	38.6	3500.0	15.2	93.0	24.8	3552.5	9.9	93.0	13.8	3552.5	5.5	93.0																			
41.7	67.1	3150.0	23.8	93.0	33.5	3500.0	13.2	93.0	21.6	3552.5	8.6	93.0	12.0	3552.5	4.8	93.0																			
44.9	62.3	3150.0	22.1	93.0	31.2	3500.0	12.3	93.0	20.0	3552.5	8.0	93.0	11.1	3552.5	4.5	93.0																			
52.6	53.2	3150.0	18.9	93.0	26.6	3500.0	10.5	93.0	17.1	3552.5	6.8	93.0	9.5	3552.5	3.8	93.0																			
57.3	48.9	3150.0	17.3	93.0	24.4	3500.0	9.6	93.0	15.7	3552.5	6.3	93.0	8.7	3552.5	3.5	93.0																			
65.1	43.0	3150.0	15.2	93.0	21.5	3500.0	8.5	93.0	13.8	3552.5	5.5	93.0	7.7	3552.5	3.1	93.0																			
76.3	36.7	3150.0	13.0	93.0	18.4	3500.0	7.2	93.0	11.8	3552.5	4.7	93.0	6.6	3552.5	2.6	93.0																			
83.0	33.7	3150.0	12.0	93.0	16.9	3500.0	6.6	93.0	10.8	3552.5	4.3	93.0	6.0	3552.5	2.4	93.0																			
90.8	30.8	3150.0	10.9	93.0	15.4	3500.0	6.1	93.0	9.9	3552.5	4.0	93.0	5.5	3552.5	2.2	93.0																			
99.4	28.2	3150.0	10.0	93.0	14.1	3500.0	5.5	93.0	9.1	3552.5	3.6	93.0	5.0	3552.5	2.0	93.0																			
109.4	25.6	3150.0	9.1	93.0	12.8	3500.0	5.0	93.0	8.2	3552.5	3.3	93.0	4.6	3552.5	1.8	93.0																			
125.5	22.3	3150.0	7.9	93.0	11.2	3500.0	4.4	93.0	7.2	3552.5	2.9	93.0	4.0	3552.5	1.6	93.0																			
136.7	20.5	3150.0	7.3	93.0	10.2	3500.0	4.0	93.0	6.6	3552.5	2.6	93.0	3.7	3552.5	1.5	93.0																			
149.5	18.7	3150.0	6.6	93.0	9.4	3500.0	3.7	93.0	6.0	3552.5	2.4	93.0	3.3	3552.5	1.3	93.0																			
164.6	17.0	3150.0	6.0	93.0	8.5	3500.0	3.4	93.0	5.5	3552.5	2.2	93.0	3.0	3552.5	1.2	93.0																			
180.0	15.6	3150.0	5.5	93.0	7.8	3500.0	3.1	93.0	5.0	3552.5	2.0	93.0	2.8	3552.5	1.1	93.0																			



Pt _N [kW]	tutti i rapporti all ratios alle Untersetzungen
	23.0

N.B. Per i riduttori evidenziati dal doppio bordo nella colonna delle potenze è necessario verificare lo scambio termico del riduttore (come indicato nel par. A-1.5). Per maggiori informazioni contattare l'ufficio tecnico STM.

NOTE. Please pay attention to the frame around the input power value: for this gearboxes it's important to check the thermal capacity (comp. par. A-1.5). For details please contact our technical department).
For details please contact our technical

HINWEIS. Sind in den Tabellen Nennleistungen eingerahmt, so ist die thermische Leistungsgrenze der Getriebe zu beachten (s. Kapitel A-1.5). Für weitere Informationen wenden Sie sich bitte an unser technisches Büro.

N.B. I pesi riportati sono indicativi e possono variare in funzione della versione del riduttore.

NOTE. Listed weights are for reference only and can vary according to the gearbox version.

HINWEIS. Die angegebenen Gewichtsmaße sind Richtwerte und können je nach Getriebeversion variieren.



OR 140



110.0

ir	$n_1 = 2800 \text{ min}^{-1}$				$n_1 = 1400 \text{ min}^{-1}$				$n_1 = 900 \text{ min}^{-1}$				$n_1 = 500 \text{ min}^{-1}$				IEC
	n_2	T_{2M}	P	RD	n_2	T_{2M}	P	RD	n_2	T_{2M}	P	RD	n_2	T_{2M}	P	RD	
	min^{-1}	Nm	kW	%	min^{-1}	Nm	kW	%	min^{-1}	Nm	kW	%	min^{-1}	Nm	kW	%	
7,6	369	3600	146,4	95	184	4000	81,3	95	119	4060	53,1	95	66	4060	29,5	95	200 B5 180 B5 160 B5 132 B5 132 B14 112 B5 100 B5 90 B5 80 B5
10,3	272	3600	108,0	95	136	4000	60,0	95	87	4060	39,2	95	49	4060	21,8	95	
12,3	228	3690	92,9	95	114	4100	51,6	95	73	4162	33,7	95	41	4162	18,7	95	
14,9	187	3780	78,1	95	94	4200	43,4	95	60	4263	28,3	95	33	4263	15,7	95	
20,2	139	3780	57,8	95	69	4200	32,1	95	45	4263	20,9	95	25	4263	11,6	95	
24,6	114	3870	48,5	95	57	4300	27,0	95	37	4365	17,6	95	20	4365	9,8	95	
33,4	84	3960	36,6	95	42	4400	20,3	95	27	4466	13,3	95	15,0	4466	7,4	95	
40,7	69	3690	28,0	95	34	4100	15,5	95	22	4162	10,1	95	12,3	4162	5,6	95	
51,3	55	4050	24,4	95	27	4500	13,5	95	17,5	4568	8,8	95	9,7	4568	4,9	95	
57,4	49	3780	20,3	95	24	4200	11,3	95	15,7	4263	7,4	95	8,7	4263	4,1	95	
72,3	39	3600	15,4	95	19	4000	8,5	95	12,4	4060	5,6	95	6,9	4060	3,1	95	

P_{tN} [kW]	tutti i rapporti all ratios alle Untersetzungen
	32.0

N.B. Per i riduttori evidenziati dal doppio bordo nella colonna delle potenze è necessario verificare lo scambio termico del riduttore (come indicato nel par. A-1.5). Per maggiori informazioni contattare l'ufficio tecnico STM.

NOTE. Please pay attention to the frame around the input power value: for this gearboxes it's important to check the thermal capacity (comp. par. A-1.5). For details please contact our technical department).
For details please contact our technical

HINWEIS. Sind in den Tabellen Nennleistungen eingerahmt, so ist die thermische Leistungsgrenze der Getriebe zu beachten (s. Kapitel A-1.5). Für weitere Informationen wenden Sie sich bitte an unser technisches Büro.

N.B. I pesi riportati sono indicativi e possono variare in funzione della versione del riduttore.

NOTE. Listed weights are for reference only and can vary according to the gearbox version.

HINWEIS. Die angegebenen Gewichtsmaße sind Richtwerte und können je nach Getriebeversion variieren.



1.6 Prestazioni riduttori OR

1.6 OR gearboxes performances

1.6 Leistungen der OR-Getriebe

OR 150



120

ir	$n_1 = 2800 \text{ min}^{-1}$				$n_1 = 1400 \text{ min}^{-1}$				$n_1 = 900 \text{ min}^{-1}$				$n_1 = 500 \text{ min}^{-1}$				IEC																		
	n_2	T_{2M}	P	RD	n_2	T_{2M}	P	RD	n_2	T_{2M}	P	RD	n_2	T_{2M}	P	RD																			
	min^{-1}	Nm	kW	%	min^{-1}	Nm	kW	%	min^{-1}	Nm	kW	%	min^{-1}	Nm	kW	%																			
15.7	178.2	2430.0	48.8	93.0	89.1	2700.0	27.1	93.0	57.3	2740.5	17.7	93.0	31.8	2740.5	9.8	93.0	200 B5																		
18.6	150.3	2880.0	48.7	93.0	75.1	3200.0	27.1	93.0	48.3	3248.0	17.7	93.0	26.8	3248.0	9.8	93.0		180 B5																	
21.6	129.9	3510.0	51.3	93.0	65.0	3900.0	28.5	93.0	41.8	3958.5	18.6	93.0	23.2	3958.5	10.3	93.0			160 B5																
22.9	122.5	3780.0	52.1	93.0	61.2	4200.0	29.0	93.0	39.4	4263.0	18.9	93.0	21.9	4263.0	10.5	93.0				132 B5															
25.9	108.3	4050.0	49.4	93.0	54.2	4500.0	27.4	93.0	34.8	4567.5	17.9	93.0	19.3	4567.5	9.9	93.0					112 B5														
30.3	92.4	4500.0	46.8	93.0	46.2	5000.0	26.0	93.0	29.7	5075.0	17.0	93.0	16.5	5075.0	9.4	93.0						100 B5													
34.5	81.2	4500.0	41.1	93.0	40.6	5000.0	22.9	93.0	26.1	5075.0	14.9	93.0	14.5	5075.0	8.3	93.0							200 B5												
36.9	75.8	4500.0	38.4	93.0	37.9	5000.0	21.3	93.0	24.4	5075.0	13.9	93.0	13.5	5075.0	7.7	93.0								180 B5											
42.6	65.7	4500.0	33.3	93.0	32.8	5000.0	18.5	93.0	21.1	5075.0	12.1	93.0	11.7	5075.0	6.7	93.0									160 B5										
46.0	60.8	4500.0	30.8	93.0	30.4	5000.0	17.1	93.0	19.5	5075.0	11.2	93.0	10.9	5075.0	6.2	93.0										132 B5									
54.3	51.6	4500.0	26.1	93.0	25.8	5000.0	14.5	93.0	16.6	5075.0	9.5	93.0	9.2	5075.0	5.3	93.0											112 B5								
59.4	47.2	4500.0	23.9	93.0	23.6	5000.0	13.3	93.0	15.2	5075.0	8.7	93.0	8.4	5075.0	4.8	93.0												100 B5							
66.7	42.0	4500.0	21.3	93.0	21.0	5000.0	11.8	93.0	13.5	5075.0	7.7	93.0	7.5	5075.0	4.3	93.0													200 B5						
78.7	35.6	4500.0	18.0	93.0	17.8	5000.0	10.0	93.0	11.4	5075.0	6.5	93.0	6.4	5075.0	3.6	93.0														180 B5					
86.0	32.5	4500.0	16.5	93.0	16.3	5000.0	9.2	93.0	10.5	5075.0	6.0	93.0	5.8	5075.0	3.3	93.0															160 B5				
94.6	29.6	4500.0	15.0	93.0	14.8	5000.0	8.3	93.0	9.5	5075.0	5.4	93.0	5.3	5075.0	3.0	93.0																132 B5			
101.7	27.5	4500.0	13.9	93.0	13.8	5000.0	7.7	93.0	8.8	5075.0	5.1	93.0	4.9	5075.0	2.8	93.0																	112 B5		
109.8	25.5	4500.0	12.9	93.0	12.8	5000.0	7.2	93.0	8.2	5075.0	4.7	93.0	4.6	5075.0	2.6	93.0																		100 B5	
129.5	21.6	4500.0	11.0	93.0	10.8	5000.0	6.1	93.0	7.0	5075.0	4.0	93.0	3.9	5075.0	2.2	93.0																			200 B5
141.6	19.8	4500.0	10.0	93.0	9.9	5000.0	5.6	93.0	6.4	5075.0	3.6	93.0	3.5	5075.0	2.0	93.0																			
155.7	18.0	4500.0	9.1	93.0	9.0	5000.0	5.1	93.0	5.8	5075.0	3.3	93.0	3.2	5075.0	1.8	93.0	160 B5																		
185.5	15.1	4320.0	7.3	93.0	7.5	4800.0	4.1	93.0	4.9	4872.0	2.7	93.0	2.7	4872.0	1.5	93.0		132 B5																	
204.2	13.7	4140.0	6.4	93.0	6.9	4600.0	3.6	93.0	4.4	4669.0	2.3	93.0	2.4	4669.0	1.3	93.0	100 B5																		

Pt _N [kW]	tutti i rapporti all ratios alle Untersetzungen
	28.0

N.B. Per i riduttori evidenziati dal doppio bordo nella colonna delle potenze è necessario verificare lo scambio termico del riduttore (come indicato nel par. A-1.5). Per maggiori informazioni contattare l'ufficio tecnico STM.

NOTE. Please pay attention to the frame around the input power value: for this gearboxes it's important to check the thermal capacity (comp. par. A-1.5). For details please contact our technical department).
For details please contact our technical

HINWEIS. Sind in den Tabellen Nennleistungen eingerahmt, so ist die thermische Leistungsgrenze der Getriebe zu beachten (s. Kapitel A-1.5). Für weitere Informationen wenden Sie sich bitte an unser technisches Büro.

N.B. I pesi riportati sono indicativi e possono variare in funzione della versione del riduttore.

NOTE. Listed weights are for reference only and can vary according to the gearbox version.

HINWEIS. Die angegebenen Gewichtsmaße sind Richtwerte und können je nach Getriebeversion variieren.



OR 160



ir	n ₁ = 2800 min ⁻¹				n ₁ = 1400 min ⁻¹				n ₁ = 900 min ⁻¹				n ₁ = 500 min ⁻¹				IEC
	n ₂	T _{2M}	P	RD	n ₂	T _{2M}	P	RD	n ₂	T _{2M}	P	RD	n ₂	T _{2M}	P	RD	
	min ⁻¹	Nm	kW	%	min ⁻¹	Nm	kW	%	min ⁻¹	Nm	kW	%	min ⁻¹	Nm	kW	%	
5.2	542.6	4140	247.6	95	271.3	4600	137.6	95	174.4	5008.9	96.3	95	96.9	5008.9	53.5	95	280 B5 250 B5 225 B5 200 B5 180 B5 160 B5 132 B5
7.6	369.0	6120	248.9	95	184.5	6800	138.3	95	118.6	7404.4	96.8	95	65.9	7404.4	53.8	95	
10.3	272.2	6750	202.5	95	136.1	7500	112.5	95	87.5	8166.7	78.8	95	48.6	8166.7	43.8	95	
11.2	250.0	6750	186.0	95	125.0	7500	103.3	95	80.3	8166.7	72.3	95	44.6	8166.7	40.2	95	
12.3	228.4	6750	169.9	95	114.2	7500	94.4	95	73.4	8166.7	66.1	95	40.8	8166.7	36.7	95	
13.5	207.6	6480	148.2	95	103.8	7200	82.4	95	66.7	7840.0	57.7	95	37.1	7840.0	32.0	95	
16.9	165.2	6750	122.9	95	82.6	7500	68.3	95	53.1	8166.7	47.8	95	29.5	8166.7	26.6	95	
18.5	151.7	6750	112.9	95	75.9	7500	62.7	95	48.8	8166.7	43.9	95	27.1	8166.7	24.4	95	
20.2	138.7	6750	103.2	95	69.3	7500	57.3	95	44.6	8166.7	40.1	95	24.8	8166.7	22.3	95	
22.2	126.0	6750	93.7	95	63.0	7500	52.1	95	40.5	8166.7	36.5	95	22.5	8166.7	20.3	95	
24.6	113.7	6120	76.7	95	56.9	6800	42.6	95	36.6	7404.4	29.8	95	20.3	7404.4	16.6	95	
28.0	99.9	4500	49.6	95	50.0	5000	27.5	95	32.1	5444.4	19.3	95	17.8	5444.4	10.7	95	
30.5	91.8	4860	49.2	95	45.9	5400	27.3	95	29.5	5880.0	19.1	95	16.4	5880.0	10.6	95	
33.4	83.9	5400	49.9	95	41.9	6000	27.7	95	27.0	6533.3	19.4	95	15.0	6533.3	10.8	95	
36.7	76.2	5850	49.1	95	38.1	6500	27.3	95	24.5	7077.8	19.1	95	13.6	7077.8	10.6	95	
40.7	68.8	6120	46.4	95	34.4	6800	25.8	95	22.1	7404.4	18.0	95	12.3	7404.4	10.0	95	

Pt _N [kW]	tutti i rapporti all ratios alle Untersetzungen
	51.0

N.B. Per i riduttori evidenziati dal doppio bordo nella colonna delle potenze è necessario verificare lo scambio termico del riduttore (come indicato nel par. A-1.5). Per maggiori informazioni contattare l'ufficio tecnico STM.

NOTE. Please pay attention to the frame around the input power value: for this gearboxes it's important to check the thermal capacity (comp. par. A-1.5). For details please contact our technical department).
For details please contact our technical

HINWEIS. Sind in den Tabellen Nennleistungen eingerahmt, so ist die thermische Leistungsgrenze der Getriebe zu beachten (s. Kapitel A-1.5). Für weitere Informationen wenden Sie sich bitte an unser technisches Büro.

N.B. I pesi riportati sono indicativi e possono variare in funzione della versione del riduttore.

NOTE. Listed weights are for reference only and can vary according to the gearbox version.

HINWEIS. Die angegebenen Gewichtsmaße sind Richtwerte und können je nach Getriebeversion variieren.



1.6 Prestazioni riduttori OR

1.6 OR gearboxes performances

1.6 Leistungen der OR-Getriebe

OR 170 180

ir	n ₁ = 2800 min ⁻¹				n ₁ = 1400 min ⁻¹				n ₁ = 900 min ⁻¹				n ₁ = 500 min ⁻¹				IEC
	n ₂	T _{2M}	P	RD	n ₂	T _{2M}	P	RD	n ₂	T _{2M}	P	RD	n ₂	T _{2M}	P	RD	
	min ⁻¹	Nm	kW	%	min ⁻¹	Nm	kW	%	min ⁻¹	Nm	kW	%	min ⁻¹	Nm	kW	%	
15.5	180.9	4140.0	84.3	93.0	90.4	4600.0	46.8	93.0	58.1	4669.0	30.6	94.0	32.3	4669.0	17.0	93.0	225 B5 200 B5 180 B5 160 B5 132 B5 112 B5 100 B5
17.5	160.1	4500.0	81.1	93.0	80.1	5000.0	45.1	93.0	51.5	5075.0	29.4	94.0	28.6	5075.0	16.3	93.0	
18.6	150.3	5040.0	85.3	93.0	75.2	5600.0	47.4	93.0	48.3	5684.0	30.9	94.0	26.8	5684.0	17.2	93.0	
23.7	118.1	6300.0	83.8	93.0	59.1	7000.0	46.6	93.0	38.0	7105.0	30.4	94.0	21.1	7105.0	16.9	93.0	
25.2	110.9	6750.0	84.3	93.0	55.4	7500.0	46.8	93.0	35.6	7612.5	30.6	94.0	19.8	7612.5	17.0	93.0	
28.8	97.2	6750.0	73.9	93.0	48.6	7500.0	41.0	93.0	31.2	7612.5	26.8	94.0	17.4	7612.5	14.9	93.0	
30.9	90.7	6750.0	69.0	93.0	45.4	7500.0	38.3	93.0	29.2	7612.5	25.0	94.0	16.2	7612.5	13.9	93.0	
35.7	78.4	6750.0	59.6	93.0	39.2	7500.0	33.1	93.0	25.2	7612.5	21.6	94.0	14.0	7612.5	12.0	93.0	
41.8	66.9	6750.0	50.9	93.0	33.5	7500.0	28.3	93.0	21.5	7612.5	18.4	94.0	12.0	7612.5	10.2	93.0	
45.6	61.5	6750.0	46.7	93.0	30.7	7500.0	26.0	93.0	19.8	7612.5	16.9	94.0	11.0	7612.5	9.4	93.0	
49.8	56.2	6750.0	42.7	93.0	28.1	7500.0	23.7	93.0	18.1	7612.5	15.5	94.0	10.0	7612.5	8.6	93.0	
54.3	51.6	6750.0	39.2	93.0	25.8	7500.0	21.8	93.0	16.6	7612.5	14.2	94.0	9.2	7612.5	7.9	93.0	
64.0	43.7	6750.0	33.2	93.0	21.9	7500.0	18.5	93.0	14.1	7612.5	12.0	94.0	7.8	7612.5	6.7	93.0	
68.9	40.6	6750.0	30.9	93.0	20.3	7500.0	17.2	93.0	13.1	7612.5	11.2	94.0	7.3	7612.5	6.2	93.0	
75.0	37.3	6750.0	28.4	93.0	18.7	7500.0	15.8	93.0	12.0	7612.5	10.3	94.0	6.7	7612.5	5.7	93.0	
81.7	34.3	6750.0	26.0	93.0	17.1	7500.0	14.5	93.0	11.0	7612.5	9.4	94.0	6.1	7612.5	5.2	93.0	
89.4	31.3	6750.0	23.8	93.0	15.7	7500.0	13.2	93.0	10.1	7612.5	8.6	94.0	5.6	7612.5	4.8	93.0	
98.4	28.5	6750.0	21.6	93.0	14.2	7500.0	12.0	93.0	9.1	7612.5	7.8	94.0	5.1	7612.5	4.4	93.0	
113.9	24.6	6750.0	18.7	93.0	12.3	7500.0	10.4	93.0	7.9	7612.5	6.8	94.0	4.4	7612.5	3.8	93.0	
124.1	22.6	6750.0	17.2	93.0	11.3	7500.0	9.5	93.0	7.3	7612.5	6.2	94.0	4.0	7612.5	3.5	93.0	
135.8	20.6	6750.0	15.7	93.0	10.3	7500.0	8.7	93.0	6.6	7612.5	5.7	94.0	3.7	7612.5	3.2	93.0	
149.4	18.7	6750.0	14.2	93.0	9.4	7500.0	7.9	93.0	6.0	7612.5	5.2	94.0	3.3	7612.5	2.9	93.0	
162.7	17.2	6750.0	13.1	93.0	8.6	7500.0	7.3	93.0	5.5	7612.5	4.7	94.0	3.1	7612.5	2.6	93.0	
178.1	15.7	6210.0	11.0	93.0	7.9	6900.0	6.1	93.0	5.1	7003.5	4.0	94.0	2.8	7003.5	2.2	93.0	
196.0	14.3	5940.0	9.6	93.0	7.1	6600.0	5.3	93.0	4.6	6699.0	3.5	94.0	2.6	6699.0	1.9	93.0	

Pt _N [kW]	tutti i rapporti all ratios alle Untersetzungen
	34.0

N.B. Per i riduttori evidenziati dal doppio bordo nella colonna delle potenze è necessario verificare lo scambio termico del riduttore (come indicato nel par. A-1.5). Per maggiori informazioni contattare l'ufficio tecnico STM.

NOTE. Please pay attention to the frame around the input power value: for this gearboxes it's important to check the thermal capacity (comp. par. A-1.5). For details please contact our technical department).
For details please contact our technical

HINWEIS. Sind in den Tabellen Nennleistungen eingerahmt, so ist die thermische Leistungsgrenze der Getriebe zu beachten (s. Kapitel A-1.5). Für weitere Informationen wenden Sie sich bitte an unser technisches Büro.

N.B. I pesi riportati sono indicativi e possono variare in funzione della versione del riduttore.

NOTE. Listed weights are for reference only and can vary according to the gearbox version.

HINWEIS. Die angegebenen Gewichtsmaße sind Richtwerte und können je nach Getriebeversion variieren.



OR 180



ir	$n_1 = 2800 \text{ min}^{-1}$				$n_1 = 1400 \text{ min}^{-1}$				$n_1 = 900 \text{ min}^{-1}$				$n_1 = 500 \text{ min}^{-1}$				IEC
	n_2	T_{2M}	P	RD	n_2	T_{2M}	P	RD	n_2	T_{2M}	P	RD	n_2	T_{2M}	P	RD	
	min^{-1}	Nm	kW	%	min^{-1}	Nm	kW	%	min^{-1}	Nm	kW	%	min^{-1}	Nm	kW	%	
5.2	542.6	5400	323.0	95	271.3	6000	179.4	95	174.4	6533	125.6	95	96.9	6533	69.8	95	280 B5 250 B5 225 B5 200 B5 180 B5 160 B5 132 B5
7.6	369.0	7920	322.1	95	184.5	8800	179.0	95	118.6	9582	125.3	95	65.9	9582	69.6	95	
10.3	272.2	9450	283.5	95	136.1	10500	157.5	95	87.5	11433	110.3	95	48.6	11433	61.3	95	
11.2	250.0	9450	260.4	95	125.0	10500	144.6	95	80.3	11433	101.3	95	44.6	11433	56.3	95	
12.3	228.4	9450	237.9	95	114.2	10500	132.2	95	73.4	11433	92.5	95	40.8	11433	51.4	95	
13.5	207.6	8820	201.8	95	103.8	9800	112.1	95	66.7	10671	78.5	95	37.1	10671	43.6	95	
16.9	165.2	8640	157.4	95	82.6	9600	87.4	95	53.1	10453	61.2	95	29.5	10453	34.0	95	
18.5	151.7	9450	158.1	95	75.9	10500	87.8	95	48.8	11433	61.5	95	27.1	11433	34.1	95	
20.2	138.7	9450	144.4	95	69.3	10500	80.2	95	44.6	11433	56.2	95	24.8	11433	31.2	95	
22.2	126.0	9450	131.2	95	63.0	10500	72.9	95	40.5	11433	51.0	95	22.5	11433	28.4	95	
24.6	113.7	8550	107.2	95	56.9	9500	59.5	95	36.6	10344	41.7	95	20.3	10344	23.2	95	
30.5	91.8	6660	67.4	95	45.9	7400	37.4	95	29.5	8058	26.2	95	16.4	8058	14.6	95	
33.4	83.9	7290	67.4	95	41.9	8100	37.4	95	27.0	8820	26.2	95	15.0	8820	14.6	95	
36.7	76.2	8010	67.3	95	38.1	8900	37.4	95	24.5	9691	26.2	95	13.6	9691	14.5	95	
40.7	68.8	8820	66.9	95	34.4	9800	37.1	95	22.1	10671	26.0	95	12.3	10671	14.4	95	

Pt _N [kW]	tutti i rapporti all ratios alle Untersetzungen
	65.0

N.B. Per i riduttori evidenziati dal doppio bordo nella colonna delle potenze è necessario verificare lo scambio termico del riduttore (come indicato nel par. A-1.5). Per maggiori informazioni contattare l'ufficio tecnico STM.

NOTE. Please pay attention to the frame around the input power value: for this gearboxes it's important to check the thermal capacity (comp. par. A-1.5). For details please contact our technical department).
For details please contact our technical

HINWEIS. Sind in den Tabellen Nennleistungen eingerahmt, so ist die thermische Leistungsgrenze der Getriebe zu beachten (s. Kapitel A-1.5). Für weitere Informationen wenden Sie sich bitte an unser technisches Büro.

N.B. I pesi riportati sono indicativi e possono variare in funzione della versione del riduttore.

NOTE. Listed weights are for reference only and can vary according to the gearbox version.

HINWEIS. Die angegebenen Gewichtsmaße sind Richtwerte und können je nach Getriebeversion variieren.



1.6 Prestazioni riduttori OR

1.6 OR gearboxes performances

1.6 Leistungen der OR-Getriebe

OR 190



250

ir	n ₁ = 2800 min ⁻¹				n ₁ = 1400 min ⁻¹				n ₁ = 900 min ⁻¹				n ₁ = 500 min ⁻¹				IEC
	n ₂	T _{2M}	P	RD	n ₂	T _{2M}	P	RD	n ₂	T _{2M}	P	RD	n ₂	T _{2M}	P	RD	
	min ⁻¹	Nm	kW	%	min ⁻¹	Nm	kW	%	min ⁻¹	Nm	kW	%	min ⁻¹	Nm	kW	%	
15.5	180.9	5796.0	118.0	93.0	90.4	6440.0	65.6	93.0	58.1	6537	42.8	93.0	32.3	6537	23.8	93.0	250 B5 225 B5 200 B5 180 B5 160 B5 132 B5
17.5	160.1	6300.0	113.6	93.0	80.1	7000.0	63.1	93.0	51.5	7105	41.2	93.0	28.6	7105	22.9	93.0	
18.6	150.3	7056.0	119.4	93.0	75.2	7840.0	66.4	93.0	48.3	7958	43.3	93.0	26.8	7958	24.1	93.0	
23.7	118.1	8640.0	114.9	93.0	59.1	9600.0	63.8	93.0	38.0	9744	41.7	93.0	21.1	9744	23.1	93.0	
25.2	110.9	8820.0	110.1	93.0	55.4	9800.0	61.2	93.0	35.6	9947	39.9	93.0	19.8	9947	22.2	93.0	
28.8	97.2	9000.0	98.5	93.0	48.6	10000.0	54.7	93.0	31.2	10150	35.7	93.0	17.4	10150	19.8	93.0	
30.9	90.7	9225.0	94.2	93.0	45.4	10250.0	52.4	93.0	29.2	10404	34.2	93.0	16.2	10404	19.0	93.0	
35.7	78.4	9450.0	83.5	93.0	39.2	10500.0	46.4	93.0	25.2	10658	30.3	93.0	14.0	10658	16.8	93.0	
41.8	66.9	9450.0	71.2	93.0	33.5	10500.0	39.6	93.0	21.5	10658	25.8	93.0	12.0	10658	14.3	93.0	
45.6	61.5	9450.0	65.4	93.0	30.7	10500.0	36.3	93.0	19.8	10658	23.7	93.0	11.0	10658	13.2	93.0	
49.8	56.2	9450.0	59.8	93.0	28.1	10500.0	33.2	93.0	18.1	10658	21.7	93.0	10.0	10658	12.0	93.0	
54.3	51.6	9450.0	54.9	93.0	25.8	10500.0	30.5	93.0	16.6	10658	19.9	93.0	9.2	10658	11.1	93.0	
64.0	43.7	9450.0	46.5	93.0	21.9	10500.0	25.8	93.0	14.1	10658	16.9	93.0	7.8	10658	9.4	93.0	
68.9	40.6	9450.0	43.2	93.0	20.3	10500.0	24.0	93.0	13.1	10658	15.7	93.0	7.3	10658	8.7	93.0	
75.0	37.3	9450.0	39.7	93.0	18.7	10500.0	22.1	93.0	12.0	10658	14.4	93.0	6.7	10658	8.0	93.0	
81.7	34.3	9450.0	36.5	93.0	17.1	10500.0	20.3	93.0	11.0	10658	13.2	93.0	6.1	10658	7.3	93.0	
89.4	31.3	9450.0	33.3	93.0	15.7	10500.0	18.5	93.0	10.1	10658	12.1	93.0	5.6	10658	6.7	93.0	
97.9	28.6	9450.0	30.4	93.0	14.3	10500.0	16.9	93.0	9.2	10658	11.0	93.0	5.1	10658	6.1	93.0	
113.9	24.6	9450.0	26.2	93.0	12.3	10500.0	14.5	93.0	7.9	10658	9.5	93.0	4.4	10658	5.3	93.0	
124.1	22.6	9450.0	24.0	93.0	11.3	10500.0	13.3	93.0	7.3	10658	8.7	93.0	4.0	10658	4.8	93.0	
135.8	20.6	9450.0	21.9	93.0	10.3	10500.0	12.2	93.0	6.6	10658	8.0	93.0	3.7	10658	4.4	93.0	
147.8	18.9	9450.0	20.2	93.0	9.5	10500.0	11.2	93.0	6.1	10658	7.3	93.0	3.4	10658	4.1	93.0	
162.7	17.2	9450.0	18.3	93.0	8.6	10500.0	10.2	93.0	5.5	10658	6.6	93.0	3.1	10658	3.7	93.0	
178.1	15.7	9225.0	16.3	93.0	7.9	10250.0	9.1	93.0	5.1	10404	5.9	93.0	2.8	10404	3.3	93.0	
196.0*	14.3	9000.0	14.5	93.0	7.1	10000.0	8.0	93.0	4.6	10150	5.2	93.0	2.6	10150	2.9	93.0	

Pt _N [kW]	tutti i rapporti all ratios alle Untersetzungen
	43.0

* Nei rapporti contrassegnati non è disponibile la versione uscita con albero cavo.

* Hollow output shaft not available for ratios marked with this symbol.

* Bei den gekennzeichneten Übersetzungsverhältnissen ist die Version „Abtrieb mit Hohlwelle“ nicht verfügbar.

N.B. Per i riduttori evidenziati dal doppio bordo nella colonna delle potenze è necessario verificare lo scambio termico del riduttore (come indicato nel par. A-1.5). Per maggiori informazioni contattare l'ufficio tecnico STM.

NOTE. Please pay attention to the frame around the input power value: for this gearboxes it's important to check the thermal capacity (comp. par. A-1.5). For details please contact our technical department.
For details please contact our technical

HINWEIS. Sind in den Tabellen Nennleistungen eingerahmt, so ist die thermische Leistungsgrenze der Getriebe zu beachten (s. Kapitel A-1.5). Für weitere Informationen wenden Sie sich bitte an unser technisches Büro.

N.B. I pesi riportati sono indicativi e possono variare in funzione della versione del riduttore.

NOTE. Listed weights are for reference only and can vary according to the gearbox version.

HINWEIS. Die angegebenen Gewichtsmaße sind Richtwerte und können je nach Getriebeversion variieren.



1.7 Prestazioni motoriduttori

n_2 min ⁻¹	ir	T2 Nm	FS'	OM-OC	
----------------------------	----	----------	-----	-------	--

0.09 kW	$n_1 = 860 \text{ min}^{-1}$	63B 6
----------------	------------------------------	-------

44	19.5	18	14.0	63	63B 6
31	27.5	25	10.5	63	63B 6
28	31.2	28	9.3	63	63B 6
24	35.8	32	8.1	63	63B 6
19.3	44.6	40	6.5	63	63B 6
16.4	52.4	47	5.5	63	63B 6
12.5	69.0	62	4.2	63	63B 6
10.8	79.5	71	3.6	63	63B 6
9.5	90.6	82	3.1	63	63B 6
8.3	103.8	93	2.7	63	63B 6
6.7	129.3	116	2.2	63	63B 6
5.7	151.9	137	1.9	63	63B 6
4.8	179.6	162	3.2	71	63B 6
4.4	193.6	174	3.0	71	63B 6
4.3	200.1	180	1.4	63	63B 6
3.9	220.8	199	2.6	71	63B 6
3.5	243.3	219	1.2	63	63B 6
3.4	253.4	228	2.3	71	63B 6
3.1	280.4	252	1.1	63	63B 6
3.0	286.0	257	2.0	71	63B 6
2.5	342.9	308	1.7	71	63B 6
2.5	346.4	312	0.9	63	63B 6
2.2	387.0	348	1.5	71	63B 6

0.13 kW	$n_1 = 1360 \text{ min}^{-1}$ $n_1 = 860 \text{ min}^{-1}$	63A 4 63C 6
----------------	---	----------------

57	23.7	20	12.3	63	63A 4
50	27.5	23	10.6	63	63A 4
44	30.6	25	18.3	71	63A 4
44	31.2	26	9.3	63	63A 4
38	35.8	29	8.5	63	63A 4
31	44.6	37	6.8	63	63A 4
26	52.4	43	5.8	63	63A 4
19.7	69.0	57	4.4	63	63A 4
17.1	79.5	65	3.8	63	63A 4
15.0	90.6	74	3.1	63	63A 4
13.1	103.8	85	2.8	63	63A 4
10.5	129.3	106	2.3	63	63A 4
9.0	151.9	125	2.0	63	63A 4
8.1	168.0	138	3.3	71	63A 4
7.6	179.6	148	3.1	71	63A 4
7.0	193.6	159	2.9	71	63A 4
6.8	200.1	164	1.5	63	63A 4
6.5	209.4	172	2.7	71	63A 4
6.2	220.8	181	2.5	71	63A 4
5.6	243.3	200	1.3	63	63A 4
5.4	253.4	208	2.2	71	63A 4
4.8	280.4	230	1.1	63	63A 4
4.6	298.8	245	1.9	71	63A 4
4.0	342.9	282	1.6	71	63A 4
3.9	346.4	285	0.9	63	63A 4
3.5	387.0	318	1.4	71	63A 4
2.9	298.8	388	1.4	71	63C 6
2.5	342.9	445	1.2	71	63C 6
2.2	387.0	503	1.0	71	63C 6

1.7 Gearmotors performances

n_2 min ⁻¹	ir	T2 Nm	FS'	OM-OC	
----------------------------	----	----------	-----	-------	--

0.18 kW	$n_1 = 1370 \text{ min}^{-1}$ $n_1 = 870 \text{ min}^{-1}$	63B 4 71A 6
----------------	---	----------------

92	14.8	17	13.1	63	63B 4
80	17.2	19	11.4	63	63B 4
70	19.5	22	10.4	63	63B 4
58	23.7	27	9.0	63	63B 4
50	27.5	31	7.7	63	63B 4
44	31.2	35	6.8	63	63B 4
38	35.8	40	6.2	63	63B 4
31	44.6	50	5.0	63	63B 4
26	52.4	59	4.2	63	63B 4
19.9	69.0	78	3.2	63	63B 4
17.2	79.5	90	2.8	63	63B 4
15.1	90.6	102	2.2	63	63B 4
13.2	103.8	117	2.0	63	63B 4
11.1	123.5	139	3.3	71	63B 4
10.6	129.3	146	1.6	63	63B 4
9.6	143.1	162	2.8	71	63B 4
9.0	151.9	172	1.4	63	63B 4
8.9	154.8	175	2.6	71	63B 4
8.2	168.0	190	2.4	71	63B 4
7.6	179.6	203	2.3	71	63B 4
7.1	193.6	219	2.1	71	63B 4
6.8	200.1	226	1.1	63	63B 4
6.5	209.4	236	1.9	71	63B 4
6.2	220.8	249	1.8	71	63B 4
5.6	243.3	275	0.9	63	63B 4
5.4	253.4	286	1.6	71	63B 4
4.9	280.4	317	0.8	63	63B 4
4.8	286.0	323	1.4	71	63B 4
4.6	298.8	337	1.4	71	63B 4
4.0	342.9	387	1.2	71	63B 4
3.5	387.0	437	1.1	71	63B 4
3.0	294.9	524	2.0	90	71A 6
2.9	298.8	531	1.0	71	71A 6
2.8	309.6	551	1.9	90	71A 6
2.6	338.1	601	1.7	90	71A 6
2.5	342.9	610	0.9	71	71A 6
2.2	390.0	694	1.5	90	71A 6

0.22 kW	$n_1 = 1400 \text{ min}^{-1}$	63C 4
----------------	-------------------------------	-------

122	11.5	15	12.3	63	63C 4
105	13.3	18	12.3	63	63C 4
94	14.8	20	11.0	63	63C 4
82	17.2	23	9.5	63	63C 4
72	19.5	26	8.7	63	63C 4
59	23.7	32	7.5	63	63C 4
51	27.5	37	6.5	63	63C 4
45	31.2	42	5.7	63	63C 4
39	35.8	48	5.2	63	63C 4
31	44.6	60	4.2	63	63C 4
27	52.4	71	3.5	63	63C 4
20	69.0	93	2.7	63	63C 4
17.6	79.5	107	2.3	63	63C 4
15.4	90.6	122	1.9	63	63C 4

1.7 Leistungen der Getriebemotoren

n_2 min ⁻¹	ir	T2 Nm	FS'	OM-OC	
----------------------------	----	----------	-----	-------	--

0.22 kW	$n_1 = 1400 \text{ min}^{-1}$	63C 4
----------------	-------------------------------	-------

13.5	103.8	140	1.7	63	63C 4
11.3	123.5	167	2.8	71	63C 4
10.8	129.3	175	1.4	63	63C 4
9.8	143.1	193	2.4	71	63C 4
9.2	151.9	205	1.2	63	63C 4
9.0	154.8	209	2.2	71	63C 4
8.3	168.0	227	2.0	71	63C 4
7.8	179.6	243	1.9	71	63C 4
7.2	193.6	262	1.8	71	63C 4
7.0	200.1	270	0.9	63	63C 4
6.7	209.4	283	1.6	71	63C 4
6.3	220.8	298	1.5	71	63C 4
5.5	253.4	343	1.3	71	63C 4
4.9	286.0	386	1.2	71	63C 4
4.7	298.8	404	1.1	71	63C 4
4.1	342.9	463	1.0	71	63C 4
3.6	387.0	523	0.9	71	63C 4

0.25 kW	$n_1 = 1370 \text{ min}^{-1}$ $n_1 = 870 \text{ min}^{-1}$	71A 4 71B 6
----------------	---	----------------

173	7.9	12	13.7	63	71A 4
133	10.3	16	11.5	63	71A 4
119	11.5	18	10.6	63	71A 4
103	13.3	21	10.6	63	71A 4
92	14.8	23	9.5	63	71A 4
80	17.2	27	8.2	63	71A 4
70	19.5	31	7.5	63	71A 4
58	23.7	37	6.4	63	71A 4
50	27.5	43	5.6	63	71A 4
44	31.2	49	4.9	63	71A 4
38	35.8	56	4.5	63	71A 4
31	44.6	70	3.6	63	71A 4
26	52.4	82	3.0	63	71A 4
19.9	69.0	108	2.3	63	71A 4
17.2	79.5	125	2.0	63	71A 4
15.7	87.4	137	3.4	71	71A 4
15.1	90.6	142	1.6	63	71A 4
13.9	98.6	155	3.0	71	71A 4
13.2	103.8	163	1.4	63	71A 4
12.7	107.6	169	2.7	71	71A 4
11.1	123.5	194	2.4	71	71A 4
10.6	129.3	203	1.2	63	71A 4
9.0	151.9	238	1.0	63	71A 4
8.9	154.8	243	1.9	71	71A 4
8.2	168.0	263	1.7	71	71A 4
7.6	179.6	282	1.6	71	71A 4
6.5	209.4	328	1.4	71	71A 4
6.4	212.6	333	2.7	90	71A 4
6.2	220.8	346	1.3	71	71A 4
5.9	234.1	367	2.5	90	71A 4
5.4	253.4	397	1.2	71	71A 4
5.1	268.3	421	2.2	90	71A 4
4.8	286.0	449	1.0	71	71A 4
4.6	294.9	463	2.0	90	71A 4
4.6	298.8	469	1.0	71	71A 4
4.4	309.6	486	1.9	90	71A 4



1.7 Prestazioni motoriduttori

n_2 min ⁻¹	ir	T2 Nm	FS'	OM-OC	
----------------------------	----	----------	-----	-------	--

0.25 kW	$n_1 = 1370 \text{ min}^{-1}$	71A 4
	$n_1 = 870 \text{ min}^{-1}$	71B 6

4.1	338.1	530	1.7	90	71A 4
4.0	342.9	538	0.9	71	71A 4
3.5	390.0	612	1.5	90	71A 4
3.4	253.4	626	0.8	71	71B 6
3.0	294.9	728	1.4	90	71B 6
2.8	309.6	765	1.4	90	71B 6
2.6	338.1	835	1.2	90	71B 6
2.2	390.0	963	1.1	90	71B 6

0.37 kW	$n_1 = 2790 \text{ min}^{-1}$	63C 2
	$n_1 = 1380 \text{ min}^{-1}$	71B 4
	$n_1 = 910 \text{ min}^{-1}$	80A 6
	$n_1 = 880 \text{ min}^{-1}$	71C 6

271	10.3	12	12.8	63	63C 2
243	11.5	13	11.9	63	63C 2
210	13.3	15	11.6	63	63C 2
188	14.8	17	10.6	63	63C 2
174	7.9	18	9.3	63	71B 4
163	17.2	20	9.5	63	63C 2
143	19.5	22	8.5	63	63C 2
134	10.3	24	7.8	63	71B 4
120	11.5	26	7.2	63	71B 4
104	13.3	31	7.2	63	71B 4
93	14.8	34	6.4	63	71B 4
80	17.2	40	5.6	63	71B 4
71	19.5	45	5.1	63	71B 4
58	23.7	55	4.4	63	71B 4
50	27.5	63	3.8	63	71B 4
44	31.2	72	3.3	63	71B 4
39	35.8	82	3.0	63	71B 4
31	44.6	103	2.4	63	71B 4
26	52.4	121	2.1	63	71B 4
20	69.0	159	1.6	63	71B 4
19	73.2	178	3.1	80	71B 4
18.1	76.1	175	2.6	71	71B 4
17.4	79.5	183	1.4	63	71B 4
15.8	87.4	201	2.3	71	71B 4
15.2	90.6	209	1.1	63	71B 4
14.0	98.6	227	2.0	71	71B 4
13.3	103.8	239	1.0	63	71B 4
12.8	107.6	248	1.9	71	71B 4
11.3	122.3	282	3.2	90	71B 4
11.2	123.5	285	1.6	71	71B 4
10.7	129.3	298	0.8	63	71B 4
10.1	87.4	316	1.7	71	71C 6
8.9	154.8	357	1.3	71	71B 4
8.4	165.2	381	2.4	90	71B 4
8.2	168.0	387	1.2	71	71B 4
7.7	179.6	414	1.1	71	71B 4
7.1	193.6	446	1.0	71	71B 4
6.6	209.4	483	1.0	71	71B 4
6.5	212.6	490	1.9	90	71B 4
6.2	220.8	509	0.9	71	71B 4
5.9	234.1	539	1.7	90	71B 4
5.4	253.4	584	0.8	71	71B 4
5.1	268.3	618	1.5	90	71B 4
4.9	179.6	649	0.8	71	71C 6
4.7	294.9	680	1.3	90	71B 4

1.7 Gearmotors performances

n_2 min ⁻¹	ir	T2 Nm	FS'	OM-OC	
----------------------------	----	----------	-----	-------	--

0.37 kW	$n_1 = 2790 \text{ min}^{-1}$	63C 2
	$n_1 = 1380 \text{ min}^{-1}$	71B 4
	$n_1 = 910 \text{ min}^{-1}$	80A 6
	$n_1 = 880 \text{ min}^{-1}$	71C 6

4.5	309.6	713	1.3	90	71B 4
4.1	338.1	779	1.2	90	71B 4
4.1	223.5	781	2.4	112	80A 6
3.7	247.9	866	2.2	112	80A 6
3.5	390.0	899	1.0	90	71B 4
2.8	309.6	1119	0.9	90	71C 6
2.4	375.3	1311	1.3	112	80A 6

0.55 kW	$n_1 = 2800 \text{ min}^{-1}$	71B 2
	$n_1 = 1380 \text{ min}^{-1}$	71C 4
	$n_1 = 1390 \text{ min}^{-1}$	80A 4
	$n_1 = 910 \text{ min}^{-1}$	80B 6

354	7.9	13	10.5	63	71B 2
272	10.3	17	8.6	63	71B 2
244	11.5	19	8.0	63	71B 2
211	13.3	22	7.8	63	71B 2
174	7.9	27	6.3	63	71C 4
134	10.3	35	5.3	63	71C 4
120	11.5	39	4.8	63	71C 4
104	13.3	46	4.8	63	71C 4
93	14.8	51	4.3	63	71C 4
80	17.2	59	3.7	63	71C 4
71	19.5	67	3.4	63	71C 4
58	23.7	81	3.0	63	71C 4
50	27.5	94	2.6	63	71C 4
44	31.2	107	2.2	63	71C 4
39	35.8	123	2.0	63	71C 4
32	42.6	146	3.2	71	71C 4
31	44.6	153	1.6	63	71C 4
28	49.3	169	2.7	71	71C 4
27	51.0	185	3.0	80	71C 4
26	52.4	179	1.4	63	71C 4
26	53.4	183	2.5	71	71C 4
24	57.0	206	2.4	80	71C 4
24	57.9	198	2.3	71	71C 4
20	69.0	236	1.1	63	71C 4
18.9	73.2	265	2.1	80	71C 4
18.1	76.1	261	1.8	71	71C 4
17.4	79.5	272	0.9	63	71C 4
15.8	87.4	299	1.5	71	71C 4
14.9	92.5	317	2.9	90	71C 4
14.0	98.6	338	1.4	71	71C 4
12.9	106.7	366	2.5	90	71C 4
12.8	107.6	369	1.2	71	71C 4
11.3	122.3	419	2.2	90	71C 4
11.2	123.5	423	1.1	71	71C 4
10.5	131.1	449	2.0	90	71C 4
9.6	143.1	490	0.9	71	71C 4
9.1	151.9	520	1.7	90	71C 4
8.9	154.8	530	0.9	71	71C 4
8.4	166.0	565	3.1	112	80A 4
8.4	165.2	566	1.6	90	71C 4
8.2	168.0	575	0.8	71	71C 4
7.1	194.9	663	2.6	112	80A 4
6.5	212.6	728	1.2	90	71C 4
6.2	223.5	760	2.3	112	80A 4
5.9	234.1	802	1.1	90	71C 4
5.1	268.3	919	1.0	90	71C 4

1.7 Leistungen der Getriebemotoren

n_2 min ⁻¹	ir	T2 Nm	FS'	OM-OC	
----------------------------	----	----------	-----	-------	--

0.55 kW	$n_1 = 2800 \text{ min}^{-1}$	71B 2
	$n_1 = 1380 \text{ min}^{-1}$	71C 4
	$n_1 = 1390 \text{ min}^{-1}$	80A 4
	$n_1 = 910 \text{ min}^{-1}$	80B 6

5.1	272.4	926	1.9	112	80A 4
5.1	271.4	950	2.8	125	71C 4
4.7	298.1	1014	1.7	112	80A 4
4.5	309.6	1060	0.9	90	71C 4
4.1	342.9	1166	1.5	112	80A 4
3.7	375.3	1276	1.4	112	80A 4

0.75 kW	$n_1 = 2800 \text{ min}^{-1}$	71C 2
	$n_1 = 1390 \text{ min}^{-1}$	80B 4
	$n_1 = 910 \text{ min}^{-1}$	80C 6

354	7.9	18	7.7	63	71C 2
272	10.3	24	6.3	63	71C 2
244	11.5	26	5.9	63	71C 2
211	13.3	31	5.7	63	71C 2
176	7.9	37	4.6	63	80B 4
135	10.3	48	3.9	63	80B 4
121	11.5	53	3.6	63	80B 4
105	13.3	61	3.6	63	80B 4
94	14.8	69	3.2	63	80B 4
81	17.2	80	2.8	63	80B 4
71	19.5	91	2.5	63	80B 4
59	23.7	110	2.2	63	80B 4
51	27.5	127	1.9	63	80B 4
45	30.6	142	3.2	71	80B 4
44	31.2	145	1.7	63	80B 4
39	35.8	166	1.5	63	80B 4
37	37.1	172	2.7	71	80B 4
35	39.8	195	2.8	80	80B 4
33	42.6	197	2.3	71	80B 4
31	44.6	207	1.2	63	80B 4
28	49.3	229	2.0	71	80B 4
27	51.0	250	2.2	80	80B 4
27	52.4	243	1.0	63	80B 4
26	53.4	247	1.9	71	80B 4
24	57.0	279	1.8	80	80B 4
23	59.5	276	3.3	90	80B 4
20	69.0	320	0.8	63	80B 4
19.0	73.2	358	2.8	100	80B 4
19.0	73.2	358	1.5	80	80B 4
19.0	73.3	340	2.7	90	80B 4
18.3	76.1	353	1.3	71	80B 4
17.2	80.7	374	2.4	90	80B 4
15.9	87.4	405	1.1	71	80B 4
15.0	92.5	429	2.1	90	80B 4
14.1	98.6	457	1.0	71	80B 4
13.0	106.7	495	1.8	90	80B 4
12.9	107.6	499	0.9	71	80B 4
11.4	122.3	567	1.6	90	80B 4
11.3	123.5	573	0.8	71	80B 4
10.6	131.1	608	1.5	90	80B 4
10.2	135.6	629	2.8	112	80B 4
9.2	151.9	704	1.3	90	80B 4
9.0	154.8	718	2.4	112	80B 4
8.4	165.2	766	1.2	90	80B 4
8.4	166.0	770	2.3	112	80B 4
7.1	194.9	904	1.9	112	80B 4
6.5	212.6	986	0.9	90	80B 4



1.7 Prestazioni motoriduttori

n_2 min ⁻¹	ir	T2 Nm	FS'	OM-OC	
----------------------------	----	----------	-----	-------	--

0.75 kW	$n_1 = 2800 \text{ min}^{-1}$	71C 2
	$n_1 = 1390 \text{ min}^{-1}$	80B 4
	$n_1 = 910 \text{ min}^{-1}$	80C 6

6.2	223.5	1036	1.7	112	80B 4
5.9	234.1	1086	0.8	90	80B 4
5.6	247.9	1149	1.5	112	80B 4
5.1	272.4	1263	1.4	112	80B 4
4.7	298.1	1383	1.3	112	80B 4
4.1	342.9	1590	1.1	112	80B 4
3.7	375.3	1740	1.0	112	80B 4

0.88 kW	$n_1 = 1350 \text{ min}^{-1}$	80C 4
----------------	-------------------------------	-------

171	7.9	44	3.8	63	80C 4
131	10.3	58	3.2	63	80C 4
118	11.5	64	3.0	63	80C 4
102	13.3	74	3.0	63	80C 4
91	14.8	83	2.6	63	80C 4
79	17.2	96	2.3	63	80C 4
69	19.5	109	2.1	63	80C 4
59	22.9	128	3.3	71	80C 4
57	23.7	133	1.8	63	80C 4
50	27.1	152	3.0	71	80C 4
49	27.5	154	1.6	63	80C 4
44	31.0	183	3.0	80	80 C4
38	35.8	200	1.2	63	80C 4
36	37.1	208	2.2	71	80C 4
34	39.8	235	2.3	80	80 C4
32	42.6	238	1.9	71	80C 4
30	44.6	250	1.0	63	80C 4
27	49.3	276	1.7	71	80C 4
26	51.0	302	1.8	80	80 C4
26	52.4	293	3.1	90	80C 4
26	52.4	293	0.9	63	80C 4
24	57.0	337	1.5	80	80 C4
23	57.9	324	1.4	71	80C 4
23	58.0	343	2.9	100	80 C4
23	59.5	333	2.7	90	80C 4
18,4	73,2	433	2,3	100	80 C4
18,4	73,2	433	1,3	80	80 C4
18,4	73,3	411	2,2	90	80C 4
17,7	76,1	427	1,1	71	80C 4
16,7	80,7	452	2,0	90	80C 4
15,5	87,4	489	0,9	71	80C 4
14,6	92,5	518	1,8	90	80C 4
14,4	93,9	526	3,3	112	80C 4
12,7	106,7	598	1,5	90	80C 4
12,2	110,9	621	2,8	112	80C 4
10,3	131,1	735	1,2	90	80C 4
10,0	135,6	760	2,3	112	80C 4
8,9	151,9	851	1,1	90	80C 4
8,7	154,8	868	2,0	112	80C 4
8,2	165,2	896	1,0	90	80C 4
8,1	166,0	830	1,9	112	80C 4
6,9	194,9	1092	1,6	112	80C 4
6,0	223,5	1252	1,4	112	80C 4
5,0	272,4	1526	1,1	112	80C 4
3,9	342,9	1921	0,9	112	80C 4

1.7 Gearmotors performances

n_2 min ⁻¹	ir	T2 Nm	FS'	OM-OC	
----------------------------	----	----------	-----	-------	--

1.1 kW	$n_1 = 2830 \text{ min}^{-1}$	80B 2
	$n_1 = 1390 \text{ min}^{-1}$	80D 4
	$n_1 = 920 \text{ min}^{-1}$	90L 6

549	5,2	18	15,6	80	80 B2
358	7,9	26	5,3	63	80B 2
275	10,3	34	4,4	63	80B 2
247	11,5	38	4	63	80B 2
213	13,3	44	3,9	63	80B 2
191	14,8	50	3,6	63	80B 2
176	7,9	54	3,2	63	80D 4
165	17,2	57	3,2	63	80B 2
145	19,5	65	2,9	63	80B 2
135	10,3	70	2,6	63	80D 4
121	11,5	78	2,4	63	80D 4
105	13,3	90	2,4	63	80D 4
94	14,8	101	2,2	63	80D 4
81	17,2	117	1,9	63	80D 4
74	18,7	127	3,2	71	80D 4
71	19,5	133	1,7	63	80D 4
61	22,9	156	2,8	71	80D 4
59	23,7	161	1,5	63	80D 4
51	27,5	187	1,3	63	80D 4
51	27,1	184	2,5	71	80D 4
45	30,6	208	2,2	71	80D 4
45	31,0	223	2,5	80	80 D4
44	31,2	213	1,1	63	80D 4
39	35,8	243	1	63	80D 4
39	73,2	258	2,0	80	80 B2
37	37,1	252	1,8	71	80D 4
35	39,8	286	1,9	80	80 D4
33	42,6	290	1,6	71	80D 4
33	42,2	287	3,2	90	80D 4
31	44,6	303	0,8	63	80D 4
28	49,3	336	1,4	71	80D 4
27	51,0	367	1,5	80	80 D4
27	52,4	356	2,6	90	80D 4
26	53,4	363	1,3	71	80D 4
24	57,0	409	1,2	80	80 D4
24	57,9	394	1,2	71	80D 4
24	58,0	417	2,4	100	80 D4
23	59,5	404	2,3	90	80D 4
19,0	73,3	498	1,8	90	80D 4
19,0	73,2	526	1,9	100	80 D4
19,0	73,2	526	1,0	80	80 D4
18,3	76,1	518	0,9	71	80D 4
18,0	51,0	554	2,1	100	90 L6
18,0	51,0	554	1,0	80	90 L6
18,0	77	524	3,3	112	80D 4
17,2	80,7	549	1,7	90	80D 4
16,3	85,4	581	3	112	80D 4
16,1	57,0	619	0,8	80	90 L6
15,9	87,4	594	0,8	71	80D 4
15,9	58,0	629	1,6	100	90 L6
14,8	93,9	639	2,7	112	80D 4
14,7	94,4	642	1,4	90	80D 4
13,5	102,8	699	2,5	112	80D 4
13,0	106,7	726	1,3	90	80D 4
12,6	73,2	794	1,3	100	90 L6
12,5	110,9	754	2,3	112	80D 4
12,2	75,4	818	2,5	125	90 L6
11,4	122,3	832	1,1	90	80D 4
11,1	125,2	852	2,1	112	80D 4

1.7 Leistungen der Getriebemotoren

n_2 min ⁻¹	ir	T2 Nm	FS'	OM-OC	
----------------------------	----	----------	-----	-------	--

1.1 kW	$n_1 = 2830 \text{ min}^{-1}$	80B 2
	$n_1 = 1390 \text{ min}^{-1}$	80D 4
	$n_1 = 920 \text{ min}^{-1}$	90L 6

10,6	131,1	892	1	90	80D 4
10,2	135,6	923	1,9	112	80D 4
9,2	151,9	1033	0,9	90	80D 4
9,0	154,8	1053	1,7	112	80D 4
8,4	109,4	1174	3,0	132	90 L6
8,4	166	1129	1,5	112	80D 4
8,4	165,2	1124	0,8	90	80D 4
7,3	125,5	1347	2,6	132	90 L6
7,1	194,9	1326	1,3	112	80D 4
6,7	136,7	1467	2,4	132	90 L6
6,2	223,5	1520	1,2	112	80D 4
6,2	149,5	1605	2,2	132	90 L6
5,6	247,9	1686	1	112	80D 4
5,6	164,6	1766	2,0	132	90 L6
5,1	180,0	1932	1,8	132	90 L6
5,1	272,4	1853	0,9	112	80D 4
4,7	298,1	2028	0,9	112	80D 4



1.7 Prestazioni motoriduttori

n_2 min ⁻¹	ir	T2 Nm	FS'	OM-OC	
----------------------------	----	----------	-----	-------	--

1.5 kW	$n_1 = 2830 \text{ min}^{-1}$	80C 2
	$n_1 = 1400 \text{ min}^{-1}$	90L 4
	$n_1 = 925 \text{ min}^{-1}$	90LB 6

549	5,2	24,8	11,5	80	80 C2
412	6,9	31	7	71	80C 2
358	7,9	36	3,9	63	80C 2
337	8,4	38	6,5	71	80C 2
275	10,3	47	3,2	63	80C 2
247	11,5	52	3,0	63	80C 2
213	13,3	61	2,9	63	80C 2
191	14,8	68	2,7	63	80C 2
177	7,9	73	2,3	63	90L 4
165	17,2	78	2,4	63	80C 2
145	19,5	89	2,1	63	80C 2
136	10,3	95	2,0	63	90L 4
123	11,4	105	3,2	71	90L 4
122	11,5	106	1,8	63	90L 4
105	13,3	122	1,8	63	90L 4
100	13,9	128	3,1	71	90L 4
94	14,8	137	1,6	63	90L 4
85	16,5	152	2,6	71	90L 4
82	17,2	158	1,4	63	90L 4
75	18,7	172	2,4	71	90L 4
72	19,5	180	1,3	63	90L 4
66	21,2	206	2,9	80	90 L 4
61	22,9	211	2,0	71	90L 4
59	23,7	219	1,1	63	90L 4
58	24,2	235	2,6	80	90 L 4
52	27,1	249	1,8	71	90L 4
51	27,5	253	0,9	63	90L 4
46	30,6	282	1,6	71	90L 4
45	31,0	302	1,8	80	90 L 4
45	31,2	288	0,8	63	90L 4
43	32,5	300	3,0	90	90L 4
38	36,9	340	2,7	90	90L 4
38	37,1	342	1,3	71	90L 4
35	39,8	387	1,4	80	90 L 4
35	40,5	393	2,7	100	90 L 4
33	42,2	388	2,3	90	90L 4
33	42,6	392	1,2	71	90L 4
31	45,2	416	2,2	90	90L 4
28	49,3	454	1,0	71	90L 4
27	51,0	496	2,3	100	90 L 4
27	51,0	496	1,1	80	90 L 4
27	52,4	482	1,9	90	90L 4
26	53,4	491	0,9	71	90L 4
25	57,0	554	0,9	80	90 L 4
24	58,0	564	1,8	100	90 L 4
24	57,2	527	3,3	112	90L 4
24	59,5	548	1,7	90	90L 4
24	57,9	533	0,9	71	90L 4
22	64,6	594	2,9	112	90L 4
19,1	73,2	712	1,4	100	90 L 4
19,1	73,2	712	0,8	80	90 L 4
19,1	73,3	675	1,3	90	90L 4
18,6	75,4	733	2,7	125	90 L 4
18,2	77	709	2,5	112	90L 4
17,4	80,7	743	1,2	90	90L 4
16,4	85,4	787	2,2	112	90L 4
15,1	92,5	852	1,1	90	90L 4
14,9	93,9	865	2,0	112	90L 4

1.7 Gearmotors performances

n_2 min ⁻¹	ir	T2 Nm	FS'	OM-OC	
----------------------------	----	----------	-----	-------	--

1.5 kW	$n_1 = 2830 \text{ min}^{-1}$	80C 2
	$n_1 = 1400 \text{ min}^{-1}$	90L 4
	$n_1 = 925 \text{ min}^{-1}$	90LB 6

13,6	102,8	946	1,8	112	90L 4
13,1	106,7	983	0,9	90	90L 4
12,8	109,4	1052	3,3	132	90 L 4
12,6	110,9	1021	1,7	112	90L 4
11,4	122,3	1126	0,8	90	90L 4
11,2	125,2	1153	1,5	112	90L 4
11,2	125,5	1207	2,9	132	90 L 4
10,3	135,6	1249	1,4	112	90L 4
10,2	136,7	1314	2,7	132	90 L 4
9,4	149,5	1438	2,4	132	90 L 4
9,0	154,8	1426	1,2	112	90L 4
8,5	164,6	1583	2,2	132	90 L 4
8,4	166	1529	1,1	112	90L 4
7,8	180,0	1732	2,0	132	90 L 4
7,2	194,9	1795	1,0	112	90L 4
6,8	136,7	1989	1,8	132	90LB 6
6,3	223,5	2058	0,9	112	90L 4
6,2	149,5	2176	1,6	132	90LB 6
5,6	164,6	2396	1,5	132	90LB 6
5,1	180,0	2621	1,4	132	90LB 6

1.8 kW	$n_1 = 2770 \text{ min}^{-1}$	80D 2
	$n_1 = 1400 \text{ min}^{-1}$	90LB 4
	$n_1 = 940 \text{ min}^{-1}$	100B 6

538	5,2	30,4	9,3	80	80 D2
404	6,9	38	5,7	71	80D 2
350	7,9	44	3,2	63	80D 2
279	9,9	55	4,7	71	80D 2
269	10,3	57	2,6	63	80D 2
241	11,5	64	2,4	63	80D 2
208	13,3	74	2,4	63	80D 2
187	14,8	83	2,2	63	80D 2
177	7,9	87	1,9	63	90LB 4
167	8,4	93	3,2	71	90LB 4
141	9,9	110	2,9	71	90LB 4
136	10,3	114	1,6	63	90LB 4
123	11,4	126	2,7	71	90LB 4
122	11,5	127	1,5	63	90LB 4
105	13,3	147	1,5	63	90LB 4
100	13,9	154	2,6	71	90LB 4
94	14,8	164	1,3	63	90LB 4
85	16,5	182	2,2	71	90LB 4
82	17,2	190	1,2	63	90LB 4
75	18,7	207	2	71	90LB 4
72	19,5	216	1,1	63	90LB 4
66	21,2	247	2,4	80	90 LB4
61	23	254	3,2	90	90LB 4
61	22,9	253	1,7	71	90LB 4
59	23,7	262	0,9	63	90LB 4
58	24,2	282	2,1	80	90 LB4
55	25,7	284	3,2	90	90LB 4
52	27,1	299	1,5	71	90LB 4
51	27,5	304	0,8	63	90LB 4
49	28,8	319	2,9	90	90LB 4
46	30,6	338	1,4	71	90LB 4
45	31,0	362	3,0	100	90 LB4
45	31,0	362	1,5	80	90 LB4
43	32,5	360	2,5	90	90LB 4

1.7 Leistungen der Getriebemotoren

n_2 min ⁻¹	ir	T2 Nm	FS'	OM-OC	
----------------------------	----	----------	-----	-------	--

1.8 kW	$n_1 = 2770 \text{ min}^{-1}$	80D 2
	$n_1 = 1400 \text{ min}^{-1}$	90LB 4
	$n_1 = 940 \text{ min}^{-1}$	100B 6

38	37,1	410	1,1	71	90LB 4
35	39,8	464	1,2	80	90 LB4
35	40,5	472	2,2	100	90 LB4
33	42,2	466	2	90	90LB 4
33	42,6	470	1	71	90LB 4
31	45,2	500	1,8	90	90LB 4
28	49,3	545	0,8	71	90LB 4
27	51,0	595	1,9	100	90 LB4
27	51,0	595	0,9	80	90 LB4
26	53,4	590	3	112	90LB 4
26	53,4	590	0,8	71	90LB 4
25	57,0	665	0,8	80	90 LB4
24	58,0	677	3,0	125	90 LB4
24	58,0	677	1,5	100	90 LB4
24	57,2	632	2,8	112	90LB 4
24	59,5	657	1,4	90	90LB 4
22	64,6	713	2,5	112	90LB 4
19,1	73,2	854	1,2	100	90 LB4
19,1	73,3	810	1,1	90	90LB 4
18,6	75,4	879	2,3	125	90 LB4
18,2	77	851	2,1	112	90LB 4
17,4	80,7	892	1	90	90LB 4
16,4	85,4	944	1,9	112	90LB 4
15,4	90,8	1048	3,3	132	90LB 4
15,1	92,5	1022	0,9	90	90LB 4
14,9	93,9	1038	1,7	112	90LB 4
14,1	99,4	1147	3,1	132	90LB 4
13,6	102,8	1136	1,5	112	90LB 4
12,8	109,4	1263	2,8	132	90LB 4
12,6	110,9	1226	1,4	112	90LB 4
11,2	125,2	1384	1,3	112	90LB 4
11,2	125,5	1449	2,4	132	90LB 4
10,9	86,0	1479	3,4	150	100B 6
10,3	135,6	1499	1,2	112	90LB 4
10,2	136,7	1577	2,2	132	90LB 4
9,9	94,6	1626	3,1	150	100B 6
9,4	149,5	1726	2,0	132	90LB 4
9,2	101,7	1748	2,9	150	100B 6
9	154,8	1711	1	112	90LB 4
8,6	109,8	1887	2,7	150	100B 6
8,5	164,6	1899	1,8	132	90LB 4
8,4	166	1835	1	112	90LB 4
7,8	180,0	2078	1,7	132	90LB 4
7,3	129,5	2226	2,3	150	100B 6
7,2	194,9	2154	0,8	112	90LB 4
6,9	135,8	2334	3,3	170	100B 6
6,9	136,7	2349	1,5	132	100B 6
6,6	141,6	2434	2,1	150	100B 6
6,3	149,4	2568	3,0	170	100B 6
6,3	149,5	2570	1,4	132	100B 6
6,0	155,7	2676	1,9	150	100B 6
5,8	162,7	2797	2,7	170	100B 6
5,7	164,6	2829	1,3	132	100B 6
5,3	178,1	3061	2,3	170	100B 6
5,2	180,0	3095	1,1	132	100B 6
5,1	185,5	3189	1,5	150	100B 6
4,8	196,0	3368	2,0	170	100B 6
4,6	204,2	3510	1,3	150	100B 6



1.7 Prestazioni motoriduttori

1.7 Gearmotors performances

1.7 Leistungen der Getriebemotoren

n_2 min ⁻¹	ir	T2 Nm	FS'	OM-OC	
----------------------------	----	----------	-----	-------	--

n_2 min ⁻¹	ir	T2 Nm	FS'	OM-OC	
----------------------------	----	----------	-----	-------	--

n_2 min ⁻¹	ir	T2 Nm	FS'	OM-OC	
----------------------------	----	----------	-----	-------	--

2.2 kW	$n_1 = 2840 \text{ min}^{-1}$ $n_1 = 1410 \text{ min}^{-1}$ $n_1 = 940 \text{ min}^{-1}$	90L 2 100A 4 100BL 6
---------------	--	----------------------------

2.2 kW	$n_1 = 2840 \text{ min}^{-1}$ $n_1 = 1410 \text{ min}^{-1}$ $n_1 = 940 \text{ min}^{-1}$	90L 2 100A 4 100BL 6
---------------	--	----------------------------

3 kW	$n_1 = 2840 \text{ min}^{-1}$ $n_1 = 1420 \text{ min}^{-1}$ $n_1 = 940 \text{ min}^{-1}$	90LB 2 100B 4 112B 6
-------------	--	----------------------------

551	5.2	36	7.8	80	90L 2
414	6.9	46	4.8	71	90L 2
359	7.9	53	2.7	63	90L 2
338	8.4	56	4.5	71	90L 2
286	9.9	66	3.9	71	90L 2
276	10.3	68	2.2	63	90L 2
250	11.4	76	3.7	71	90L 2
248	11.5	76	2	63	90L 2
214	13.3	88	2	63	90L 2
206	6.9	92	2.9	71	100A 4
192	14.8	99	1.8	63	90L 2
182	5.2	109	2.9	80	100BL 6
178	7.9	106	1.6	63	100A 4
168	8.4	113	2.7	71	100A 4
142	9.9	133	2.4	71	100A 4
137	10.3	138	1.3	63	100A 4
132	7.1	151	2.6	80	100BL 6
124	11.4	153	2.2	71	100A 4
123	11.5	154	1.2	63	100A 4
109	13	174	3.1	90	100A 4
106	13.3	178	1.2	63	100A 4
101	14	188	3.1	90	100A 4
101	13.9	187	2.1	71	100A 4
96	14.6	207	2.9	80	100A 4
95	14.8	199	1.1	63	100A 4
86	16.5	221	1.8	71	100A 4
85	16.7	236	2.5	80	100A 4
82	17.2	230	1	63	100A 4
79	17.7	238	3.2	90	100A 4
75	18.7	251	1.6	71	100A 4
72	19.5	262	0.9	63	100A 4
70	20.1	270	2.9	90	100A 4
66	21.2	300	2.0	80	100A 4
61	23	308	2.7	90	100A 4
61	22.9	308	1.4	71	100A 4
58	24.2	342	1.8	80	100A 4
55	25.7	344	2.6	90	100A 4
52	27.1	363	1.3	71	100A 4
49	28.8	387	2.4	90	100A 4
46	30.6	410	1.1	71	100A 4
45	31.0	439	2.5	100	100A 4
45	31.0	439	1.3	80	100A 4
43	32.5	436	2.1	90	100A 4
38	36.9	495	1.8	90	100A 4
38	37.1	497	0.9	71	100A 4
35	39.8	563	1.0	80	100A 4
35	40.5	573	1.8	100	100A 4
33	42.2	565	1.6	90	100A 4
33	42.6	571	0.8	71	100A 4
31	45.2	606	1.5	90	100A 4
30	46.8	627	2.8	112	100A 4
28	51.0	723	1.6	100	100A 4
28	51.0	723	0.8	80	100A 4
27	52.4	702	1.3	90	100A 4
27	52.6	744	3.1	125	100A 4
26	53.4	716	2.4	112	100A 4
25	57.2	768	2.3	112	100A 4
24	58.0	821	2.4	125	100A 4
24	58.0	821	1.2	100	100A 4

24	59.5	797	1.1	90	100A 4
22	64.6	866	2	112	100A 4
19.3	73.2	1036	1.0	100	100A 4
19.2	73.3	983	0.9	90	100A 4
18.7	75.4	1067	1.9	125	100A 4
18.5	76.3	1068	3.3	132	100A 4
18.4	51.0	1084	1.1	100	100BL 6
18.3	77	1033	1.7	112	100A 4
17.9	52.6	1116	2.1	125	100BL 6
17.5	80.7	1082	0.8	90	100A 4
17.0	83.0	1163	3.0	132	100A 4
16.5	85.4	1146	1.5	112	100A 4
16.2	58.0	1232	1.6	125	100BL 6
16.2	58.0	1232	0.8	100	100BL 6
15.5	90.8	1272	2.8	132	100A 4
15	93.9	1259	1.4	112	100A 4
14.2	99.4	1392	2.5	132	100A 4
13.7	102.8	1378	1.3	112	100A 4
13.0	72.3	1536	2.6	140	100BL 6
12.9	109.4	1532	2.3	132	100A 4
12.8	109.8	1538	3.3	150	100A 4
12.7	110.9	1487	1.2	112	100A 4
12.5	75.4	1601	1.3	125	100BL 6
11.9	78.7	1653	3.1	150	100BL 6
11.3	125.2	1679	1	112	100A 4
11.2	125.5	1758	2.0	132	100A 4
10.9	129.5	1813	2.8	150	100A 4
10.4	135.6	1819	1	112	100A 4
10.3	136.7	1914	1.8	132	100A 4
10.0	141.6	1983	2.5	150	100A 4
9.4	149.5	2094	1.7	132	100A 4
9.2	101.7	2137	2.4	150	100BL 6
9.1	154.8	2076	0.8	112	100A 4
9.1	155.7	2181	2.3	150	100A 4
8.7	162.7	2279	3.3	170	100A 4
8.6	164.6	2305	1.5	132	100A 4
8.5	166	2227	0.8	112	100A 4
7.9	178.1	2494	2.8	170	100A 4
7.8	180.0	2522	1.4	132	100A 4
7.6	185.5	2599	1.8	150	100A 4
7.6	124.1	2607	2.9	170	100BL 6
7.2	196.0	2745	2.4	170	100A 4
6.9	204.2	2860	1.6	150	100A 4
6.9	136.7	2871	1.2	132	100BL 6
6.6	141.6	2974	1.7	150	100BL 6
6.3	149.4	3139	2.4	170	100BL 6
6.3	149.5	3141	1.1	132	100BL 6
6.0	155.7	3271	1.6	150	100BL 6
5.8	162.7	3419	2.2	170	100BL 6
5.7	164.6	3458	1.0	132	100BL 6
5.3	178.1	3741	1.9	170	100BL 6
5.2	180.0	3783	0.9	132	100BL 6
5.1	185.5	3898	1.2	150	100BL 6
4.8	196.0	4117	1.6	170	100BL 6
4.6	204.2	4290	1.1	150	100BL 6

551	5.2	49.4	5.8	80	90LB 2
414	6.9	62	3.5	71	90LB 2
359	7.9	72	1.9	63*	90LB 2
338	8.4	76	3.3	71	90LB 2
286	9.9	90	2.9	71	90LB 2
276	10.3	93	1.6	63*	90LB 2
276	5.2	99	3.1	80	100B 4
250	11.4	103	2.7	71	90LB 2
248	11.5	104	1.5	63*	90LB 2
214	13.3	121	1.5	63*	90LB 2
207	6.9	125	2.2	71	100B 4
200	7.1	136	2.8	80	100B 4
197	7.2	131	3.3	90	100B 4
192	14.8	135	1.3	63*	90LB 2
180	7.9	144	1.2	63*	100B 4
169	8.4	153	2	71	100B 4
157	9	164	2.7	90	100B 4
143	9.9	180	1.8	71	100B 4
142	10.0	191	2.6	80	100B 4
140	10.1	184	2.7	90	100B 4
138	10.3	187	1	63*	100B 4
125	11.4	207	1.6	71	100B 4
124	11.5	208	2.5	90	100B 4
124	11.5	208	0.9	63*	100B 4
119	11.9	229	2.4	80	100B 4
109	13	236	2.3	90	100B 4
107	13.3	241	0.9	63*	100B 4
102	13.9	253	1.6	71	100B 4
101	14	254	2.3	90	100B 4
97	14.6	281	2.1	80	100B 4
96	14.8	269	0.8	63*	100B 4
90	15.7	285	2.5	90	100B 4
86	16.5	299	1.3	71	100B 4
85	16.7	320	1.9	80	100B 4
80	17.7	322	2.3	90	100B 4
76	18.7	340	1.2	71	100B 4
71	20.1	366	2.2	90	100B 4
68	20.9	380	3.4	112	100B 4
67	21.2	407	2.8	100	100B 4
67	21.2	407	1.5	80	100B 4
62	23	418	2	90	100B 4
62	22.9	416	1	71	100B 4
60	23.6	429	3.1	112	100B 4
59	24.2	463	1.3	80	100B 4
58	24.6	471	2.5	100	100B 4
55	25.6	465	3	112	100B 4
55	25.7	466	1.9	90	100B 4
52	27.1	492	0.9	71	100B 4
49	28.8	524	1.7	90	100B 4
48	29.4	534	3.3	112	100B 4
46	30.6	555	0.8	71	100B 4
46	31.0	595	1.9	100	100B 4
46	31.0	595	0.9	80	100B 4
44	32.5	591	1.5	90	100B 4
43	32.8	595	2.9	112	100B 4
37	38.2	694	2.5	112	100B 4
35	40.5	775	2.6	125	100B 4
35	40.5	775	1.4	100	100B 4



1.7 Prestazioni motoriduttori

1.7 Gearmotors performances

1.7 Leistungen der Getriebemotoren

n_2 min ⁻¹	ir	T2 Nm	FS'	OM-OC	
----------------------------	----	----------	-----	-------	--

3 kW	$n_1 = 2840 \text{ min}^{-1}$	90LB 2
	$n_1 = 1420 \text{ min}^{-1}$	100B 4
	$n_1 = 940 \text{ min}^{-1}$	112B 6

34	42.2	766	1.2	90	100B 4
33	43.2	784	2.2	112	100B 4
31	45.2	821	1.1	90	100B 4
30	46.8	849	2.1	112	100B 4
28	51.0	978	1.2	100	100B 4
27	52.6	1008	2.3	125	100B 4
27	53.4	969	1.8	112	100B 4
27	52.4	951	1	90	100B 4
25	57.2	1039	1.7	112	100B 4
25	57.3	1087	3.2	132	100B 4
24	58.0	1112	1.8	125	100B 4
24	58.0	1112	0.9	100	100B 4
24	59.5	1080	0.8	90	100B 4
22	64.6	1172	1.5	112	100B 4
22	65.1	1235	2.8	132	100B 4
20	72.3	1386	2.9	140	100B 4
18.8	75.4	1445	1.4	125	100B 4
18.6	76.3	1446	2.4	132	100B 4
18.4	51.0	1478	0.8	100	112B 6
18.4	77	1399	1.3	112	100B 4
18.3	51.3	1485	3.1	140	112B 6
18.0	78.7	1492	3.4	150	100B 4
17.9	52.6	1522	1.5	125	112B 6
17.1	83.0	1575	2.2	132	100B 4
16.6	85.4	1551	1.1	112	100B 4
16.5	86.0	1632	3.1	150	100B 4
16.4	57.4	1662	2.6	140	112B 6
16.2	58.0	1680	1.2	125	112B 6
15.6	90.8	1723	2.0	132	100B 4
15.1	93.9	1705	1	112	100B 4
15.0	94.6	1794	2.8	150	100B 4
14.3	99.4	1885	1.9	132	100B 4
14.0	101.7	1929	2.6	150	100B 4
13.8	102.8	1866	0.9	112	100B 4
13.0	72.3	2094	1.9	140	112B 6
13.0	109.4	2075	1.7	132	100B 4
12.9	109.8	2082	2.4	150	100B 4
12.8	110.9	2014	0.9	112	100B 4
12.5	75.4	2183	0.9	125	112B 6
11.4	124.1	2353	3.2	170	100B 4
11.3	125.5	2381	1.5	132	100B 4
11.0	129.5	2455	2.0	150	100B 4
10.5	135.8	2575	2.9	170	100B 4
10.4	136.7	2592	1.4	132	100B 4
10.0	141.6	2685	1.9	150	100B 4
9.5	149.4	2834	2.6	170	100B 4
9.5	149.5	2835	1.2	132	100B 4
9.1	155.7	2953	1.7	150	100B 4
8.7	162.7	3086	2.4	170	100B 4
8.6	164.6	3121	1.1	132	100B 4
8.0	178.1	3377	2.0	170	100B 4
7.9	180.0	3415	1.0	132	100B 4
7.7	185.5	3519	1.4	150	100B 4
7.2	196.0	3716	1.8	170	100B 4
7.0	204.2	3873	1.2	150	100B 4
6.9	135.8	3890	2.0	170	112B 6
6.9	136.7	3915	0.9	132	112B 6
6.6	141.6	4056	1.3	150	112B 6

n_2 min ⁻¹	ir	T2 Nm	FS'	OM-OC	
----------------------------	----	----------	-----	-------	--

3 kW	$n_1 = 2840 \text{ min}^{-1}$	90LB 2
	$n_1 = 1420 \text{ min}^{-1}$	100B 4
	$n_1 = 940 \text{ min}^{-1}$	112B 6

6.3	149.4	4281	1.8	170	112B 6
6.3	149.5	4283	0.8	132	112B 6
6.0	155.7	4461	1.1	150	112B 6
5.8	162.7	4662	1.6	170	112B 6
5.7	164.6	4715	0.8	132	112B 6
5.3	178.1	5101	1.4	170	112B 6
5.1	185.5	5316	0.9	150	112B 6
4.8	196.0	5614	1.2	170	112B 6
4.6	204.2	5850	0.8	150	112B 6

4 kW	$n_1 = 2860 \text{ min}^{-1}$	100B 2
	$n_1 = 1410 \text{ min}^{-1}$	100BL 4

555	5.2	65	4.3	80	100 B2
417	6.9	82	2.7	71*	100B 2
362	7.9	95	1.5	63*	100B 2
340	8.4	101	2.5	71*	100B 2
317	9	109	3.2	90	100B 2
288	9.9	119	2.2	71*	100B 2
282	10.1	122	2.9	90	100B 2
278	10.3	124	1.2	63*	100B 2
274	5.2	133	2.3	80	100 BL4
251	11.4	137	2	71*	100B 2
249	11.5	138	1.1	63*	100B 2
220	13	156	2.6	90	100B 2
206	6.9	167	1.6	71*	100BL 4
198	7.1	183	2.1	80	100 BL4
195	7.2	176	2.4	90	100BL 4
178	7.9	193	0.9	63*	100BL 4
172	16.7	212	2.6	80	100 B2
168	8.4	205	1.5	71*	100BL 4
159	8.9	217	3.3	112	100BL 4
156	9	220	2	90	100BL 4
142	9.9	242	1.3	71*	100BL 4
141	10.0	257	1.9	80	100 BL4
139	10.1	247	2	90	100BL 4
124	11.4	277	1.2	71*	100BL 4
123	11.5	279	1.9	90	100BL 4
120	11.8	287	3	112	100BL 4
118	11.9	307	1.8	80	100 BL4
109	13	317	1.7	90	100BL 4
108	13.1	320	2.8	112	100BL 4
101	14	341	1.7	90	100BL 4
101	13.9	340	1.2	71*	100BL 4
96	14.6	377	3.1	100	100 BL4
96	14.6	377	1.6	80	100 BL4
90	15.7	383	1.9	90	100BL 4
88	16.1	393	3	112	100BL 4
86	16.5	401	1	71*	100BL 4
85	16.7	429	1.4	80	100 BL4
83	17.0	437	2.7	100	100 BL4
79	17.9	438	2.8	112	100BL 4
79	17.7	433	1.7	90	100BL 4
75	18.7	456	0.9	71*	100BL 4
70	20.1	491	1.6	90	100BL 4
67	20.9	510	2.5	112	100BL 4
66	21.2	546	2.1	100	100 BL4

n_2 min ⁻¹	ir	T2 Nm	FS'	OM-OC	
----------------------------	----	----------	-----	-------	--

4 kW	$n_1 = 2860 \text{ min}^{-1}$	100B 2
	$n_1 = 1410 \text{ min}^{-1}$	100BL 4

66	21.2	546	1.1	80	100 BL4
63	22.3	543	3.2	112	100BL 4
61	23	561	1.5	90	100BL 4
60	23.6	576	2.3	112	100BL 4
58	24.2	622	1.0	80	100 BL4
57	24.6	633	1.9	100	100 BL4
55	25.6	624	2.2	112	100BL 4
55	25.7	626	1.4	90	100BL 4
49	28.8	703	1.3	90	100BL 4
48	29.4	717	2.4	112	100BL 4
45	31.0	798	1.4	100	100 BL4
44	31.9	822	2.7	125	100 BL4
43	32.8	800	2.2	112	100BL 4
43	32.5	793	1.1	90	100BL 4
38	36.9	900	1	90	100BL 4
37	38.2	932	1.9	112	100BL 4
35	40.5	1041	2.0	125	100 BL4
35	40.5	1041	1.0	100	100 BL4
34	41.7	1063	3.3	132	100BL 4
33	43.2	1053	1.7	112	100BL 4
33	42.2	1028	0.9	90	100BL 4
31	44.9	1144	3.1	132	100BL 4
31	45.2	1102	0.8	90	100BL 4
30	46.8	1140	1.5	112	100BL 4
28	51.0	1314	0.9	100	100 BL4
27	52.6	1353	1.7	125	100 BL4
27	52.6	1340	2.6	132	100BL 4
26	53.4	1301	1.3	112	100BL 4
25	57.3	1459	2.4	132	100BL 4
25	57.4	1477	2.8	140	100 BL4
24	58.0	1493	1.3	125	100 BL4
24	59.4	1512	3.3	150	100BL 4
22	64.6	1574	1.1	112	100BL 4
22	65.1	1659	2.1	132	100BL 4
21	66.7	1699	2.9	150	100BL 4
19	72.3	1861	2.1	140	100 BL4
19	75.4	1940	1.0	125	100 BL4
18.5	76.3	1942	1.8	132	100BL 4
18.3	77	1878	0.9	112	100BL 4
17.9	78.7	2003	2.5	150	100BL 4
17.0	83.0	2115	1.7	132	100BL 4
16.5	85.4	2083	0.8	112	100BL 4
16.4	86.0	2191	2.3	150	100BL 4
15.8	89.4	2277	3.3	170	100BL 4
15.5	90.8	2313	1.5	132	100BL 4
14.9	94.6	2409	2.1	150	100BL 4
14.3	98.4	2506	3.0	170	100BL 4
14.2	99.4	2532	1.4	132	100BL 4
13.9	101.7	2590	1.9	150	100BL 4
12.9	109.4	2786	1.3	132	100BL 4
12.8	109.8	2796	1.8	150	100BL 4
12.4	113.9	2901	2.6	170	100BL 4
11.4	124.1	3160	2.4	170	100BL 4
11.2	125.5	3197	1.1	132	100BL 4
10.9	129.5	3297	1.5	150	100BL 4
10.4	135.8	3457	2.2	170	100BL 4
10.3	136.7	3480	1.0	132	100BL 4
10.0	141.6	3605	1.4	150	100BL 4



1.7 Prestazioni motoriduttori

1.7 Gearmotors performances

1.7 Leistungen der Getriebemotoren

n_2 min ⁻¹	ir	T2 Nm	FS'	OM-OC	
----------------------------	----	----------	-----	-------	--

4 kW	$n_1 = 2860 \text{ min}^{-1}$ $n_1 = 1410 \text{ min}^{-1}$	100B 2 100BL 4
-------------	--	-------------------

9.4	149.4	3805	2.0	170	100BL 4
9.4	149.5	3807	0.9	132	100BL 4
9.1	155.7	3965	1.3	150	100BL 4
8.7	162.7	4144	1.8	170	100BL 4
8.6	164.6	4191	0.8	132	100BL 4
7.9	178.1	4534	1.5	170	100BL 4
7.8	180.0	4585	0.8	132	100BL 4
7.6	185.5	4725	1.0	150	100BL 4
7.2	196.0	4990	1.3	170	100BL 4
6.9	204.2	5200	0.9	150	100BL 4

5.5 kW	$n_1 = 2880 \text{ min}^{-1}$ $n_1 = 1400 \text{ min}^{-1}$	112B 2 112BL 4
---------------	--	-------------------

559	5.2	89	3.2	80	112 B2
420	6.9	113	2	71*	112B 2
405	7.1	123	2.8	80	112 B2
399	7.2	118	2.7	90	112B 2
343	8.4	138	1.8	71*	112B 2
319	9	148	2.4	90	112B 2
290	9.9	163	1.6	71*	112B 2
289	10.0	173	2.7	80	112 B2
284	10.1	167	2.1	90	112B 2
272	5.2	184	2.7	100	112BL4
272	5.2	184	1.7	80	112BL4
253	11.4	187	1.5	71*	112B 2
251	11.5	188	2.1	90	112B 2
204	6.9	232	1.2	71*	112BL4
197	7.1	253	1.5	80	112BL4
197	14.6	254	2.2	80	112 B2
194	7.2	244	1.8	90	112BL4
189	7.4	264	2.9	100	112BL4
183	7.7	258	2.6	112	112BL4
173	16.7	289	1.9	80	112 B2
167	8.4	284	1.1	71*	112BL4
157	8.9	300	2.4	112	112BL4
155	9	305	1.5	90	112BL4
141	9.9	335	1	71*	112BL4
140	10.0	355	2.8	100	112BL4
140	10.0	355	1.4	80	112BL4
138	10.1	343	1.5	90	112BL4
123	11.4	384	0.9	71*	112BL4
122	11.5	387	1.3	90	112BL4
119	11.8	397	2.1	112	112BL4
117	11.9	426	1.3	80	112BL4
117	24.6	426	2.6	100	112 B2
115	12.2	434	2.3	100	112BL4
108	13	439	1.2	90	112BL4
107	13.1	443	2	112	112BL4
100	14	472	1.2	90	112BL4
100	13.9	471	0.8	71*	112BL4
96	14.6	522	2.2	100	112BL4
96	14.6	522	1.2	80	112BL4
89	15.7	531	1.4	90	112BL4
87	16.1	544	2.1	112	112BL4
84	16.7	594	1.0	80	112BL4
83	17.0	605	2.0	100	112BL4
79	17.7	599	1.3	90	112BL4

n_2 min ⁻¹	ir	T2 Nm	FS'	OM-OC	
----------------------------	----	----------	-----	-------	--

5.5 kW	$n_1 = 2880 \text{ min}^{-1}$ $n_1 = 1400 \text{ min}^{-1}$	112B 2 112BL 4
---------------	--	-------------------

78	17.9	633	2.8	132	112BL4
78	17.9	606	2	112	112BL4
70	20.1	680	1.2	90	112BL4
69	20.3	714	2.8	132	112BL4
67	20.9	706	1.8	112	112BL4
66	21.2	756	2.8	125	112BL4
66	21.2	756	1.5	100	112BL4
66	21.2	756	0.8	80	112BL4
65	21.7	764	2.9	132	112BL4
63	22.3	751	2.3	112	112BL4
61	23	776	1.1	90	112BL4
59	23.6	798	1.7	112	112BL4
58	24.3	858	2.7	132	112BL4
57	24.6	876	2.6	125	112BL4
57	24.6	876	1.4	100	112BL4
55	25.6	864	1.6	112	112BL4
55	25.7	866	1	90	112BL4
51	27.5	968	2.8	132	112BL4
49	28.8	974	0.9	90	112BL4
48	29.4	993	1.8	112	112BL4
45	31.0	1106	1.0	100	112BL4
45	31.2	1100	2.9	132	112BL4
44	31.9	1139	2.0	125	112BL4
43	32.8	1107	1.6	112	112BL4
43	32.5	1099	0.8	90	112BL4
39	36.3	1280	2.7	132	112BL4
37	38.2	1291	1.4	112	112BL4
35	40.5	1442	1.4	125	112BL4
34	40.7	1451	2.8	140	112BL4
34	41.7	1472	2.4	132	112BL4
33	42.6	1504	3.3	150	112BL4
32	43.2	1458	1.2	112	112BL4
31	44.9	1585	2.2	132	112BL4
30	46.0	1624	3.1	150	112BL4
30	46.8	1579	1.1	112	112BL4
27	51.3	1828	2.5	140	112BL4
27	52.6	1874	1.2	125	112BL4
27	52.6	1856	1.9	132	112BL4
26	53.4	1802	1	112	112BL4
26	54.3	1914	2.6	150	112BL4
25	113.9	1953	3.5	170	112B 2
24	57.3	2021	1.7	132	112BL4
24	57.4	2046	2.1	140	112BL4
24	58.0	2068	1.0	125	112BL4
24	57.2	1933	0.9	112	112BL4
22	64.6	2180	0.8	112	112BL4
21	65.1	2297	1.5	132	112BL4
21	66.7	2353	2.1	150	112BL4
20	68.9	2430	3.1	170	112BL4
19	72.3	2578	1.6	140	112BL4
18.7	75.0	2646	2.8	170	112BL4
18.4	76.3	2690	1.3	132	112BL4
17.1	81.7	2882	2.6	170	112BL4
16.9	83.0	2928	1.2	132	112BL4
16.3	86.0	3034	1.6	150	112BL4
15.7	89.4	3154	2.4	170	112BL4
15.4	90.8	3204	1.1	132	112BL4
14.8	94.6	3336	1.5	150	112BL4
14.1	99.4	3506	1.0	132	112BL4

n_2 min ⁻¹	ir	T2 Nm	FS'	OM-OC	
----------------------------	----	----------	-----	-------	--

5.5 kW	$n_1 = 2880 \text{ min}^{-1}$ $n_1 = 1400 \text{ min}^{-1}$	112B 2 112BL 4
---------------	--	-------------------

13.8	101.7	3587	1.4	150	112BL4
12.8	109.4	3858	0.9	132	112BL4
12.8	109.8	3872	1.3	150	112BL4
11.3	124.1	4375	1.7	170	112BL4
11.2	125.5	4427	0.8	132	112BL4
9.9	141.6	4993	1.0	150	112BL4
7.9	178.1	6279	1.1	170	112BL4



1.7 Prestazioni motoriduttori

n_2 min ⁻¹	ir	T2 Nm	FS'	OM-OC	
----------------------------	----	----------	-----	-------	--

7.5 kW	$n_1 = 2860 \text{ min}^{-1}$ $n_1 = 1440 \text{ min}^{-1}$	112BL 2 132M 4
---------------	--	-------------------

555	5.2	122.6	2.3	80	112BL2
417	6.9	155	1.4	71*	112BL 2
402	7.1	169.2	2.1	80	112BL2
396	7.2	163	2	90*	112BL 2
374	7.7	172	3.1	112	112BL 2
340	8.4	189	1.3	71*	112BL 2
322	8.9	200	2.9	112	112BL 2
317	9	204	1.7	90*	112BL 2
288	9.9	224	1.2	71*	112BL 2
287	10.0	237.1	1.9	80	112BL2
282	10.1	229	1.6	90*	112BL 2
280	5.2	243.4	2.1	100	132M4
251	11.4	256	1.1	71*	112BL 2
250	11.5	258	1.5	90*	112BL 2
243	11.8	265	2.6	112	112BL 2
239	11.9	284.1	1.8	80	112BL2
220	13	293	1.4	90*	112BL 2
218	13.1	295	2.4	112	112BL 2
205	13.9	314	1	71*	112BL 2
200	7.2	323	1.3	90*	132M 4
195	14.6	348.2	3.0	100	112BL2
195	14.6	348.2	1.6	80	112BL2
194	7.4	350.4	2.2	100	132M4
188	7.7	343	2	112	132M 4
178	16.1	363	2.6	112	112BL 2
172	16.7	396.7	1.4	80	112BL2
169	17.0	403.6	2.7	100	112BL2
162	8.9	398	1.8	112	132M 4
159	9	404	1.1	90*	132M 4
144	10.0	471.0	2.1	100	132M4
142	10.1	454	1.1	90*	132M 4
135	21.2	504.7	2.1	100	112BL2
135	21.2	504.7	1.1	80	112BL2
126	11.5	513	1	90*	132M 4
122	11.8	526	1.6	112	132M 4
118	12.2	574.8	1.7	100	132M4
111	13	582	0.9	90*	132M 4
110	13.1	587	1.5	112	132M 4
103	14	626	0.9	90*	132M 4
98	14.6	691.6	1.7	100	132M4
92	15.7	704	1	90*	132M 4
90	16.0	747	2.3	132	132M 4
89	16.1	721	1.6	112	132M 4
85	17.0	802	2.9	125	132M4
85	17.0	802	1.5	100	132M4
81	17.7	794	0.9	90*	132M 4
80	17.9	839	2.1	132	132M 4
80	17.9	803	1.6	112	132M 4
72	20.1	901	0.9	90*	132M 4
71	20.3	947	2.1	132	132M 4
69	20.9	937	1.4	112	132M 4
68	21.2	1002	2.1	125	132M4
68	21.2	1002	1.1	100	132M4
67	21.7	1012	2.2	132	132M 4
65	22.3	996	1.8	112	132M 4
63	23	1029	0.8	90*	132M 4
61	23.6	1058	1.3	112	132M 4
59	24.3	1137	2.0	132	132M 4
59	24.6	1162	2.0	125	132M4

1.7 Gearmotors performances

n_2 min ⁻¹	ir	T2 Nm	FS'	OM-OC	
----------------------------	----	----------	-----	-------	--

7.5 kW	$n_1 = 2860 \text{ min}^{-1}$ $n_1 = 1440 \text{ min}^{-1}$	112BL 2 132M 4
---------------	--	-------------------

59	24.6	1162	1.0	100	132M4
56	25.6	1146	1.2	112	132M 4
56	25.7	1149	0.8	90*	132M 4
52	27.5	1283	2.1	132	132M 4
51	28.0	1324	3.8	160	132M4
49	29.4	1317	1.3	112	132M 4
48	30.3	1416	3.5	150	132M 4
47	30.5	1442	5.1	180	132M4
47	30.5	1442	3.7	160	132M4
46	31.0	1466	0.8	100	132M4
46	31.2	1458	2.2	132	132M 4
45	31.9	1509	1.5	125	132M4
44	32.8	1468	1.2	112*	132M 4
43	33.4	1578	5.1	180	132M4
43	33.4	1578	3.8	160	132M4
43	33.4	1578	2.8	140	132M4
42	34.5	1613	3.1	150	132M 4
40	36.3	1697	2.1	132	132M 4
39	36.7	1736	5.1	180	132M4
39	36.7	1736	3.7	160	132M4
39	36.9	1726	2.9	150	132M 4
38	38.2	1711	1	112*	132M 4
36	40.5	1912	1.1	125	132M4
35	40.7	1924	5.1	180	132M4
35	40.7	1924	3.5	160	132M4
35	40.7	1924	2.1	140	132M4
35	41.7	1951	1.8	132	132M 4
34	42.6	1994	2.5	150	132M 4
33	43.2	1933	0.9	112	132M 4
32	44.9	2101	1.7	132	132M 4
32	45.6	2130	3.5	170	132M 4
31	46.0	2152	2.3	150	132M 4
29	49.8	2331	3.2	170	132M 4
28	51.3	2423	1.9	140	132M4
27	52.6	2484	0.9	125	132M4
27	52.6	2461	1.4	132	132M 4
27	54.3	2538	2.0	150	132M 4
27	54.3	2538	3.0	170	132M 4
25	57.3	2679	1.3	132	132M 4
25	57.4	2712	1.5	140	132M4
24	59.4	2775	1.8	150	132M 4
22	64.0	2994	3.5	190	132M 4
22	64.0	2994	2.5	170	132M 4
22	65.1	3045	1.1	132	132M 4
22	66.7	3119	1.6	150	132M 4
21	68.9	3222	3.3	190	132M 4
21	68.9	3222	2.3	170	132M 4
20	72.3	3417	1.2	140	132M4
19.2	75.0	3508	2.1	170	132M 4
19.2	75.0	3508	3.0	190	132M 4
18.9	76.3	3566	1.0	132	132M 4
18.3	78.7	3678	1.4	150	132M 4
17.6	81.7	3821	2.7	190	132M 4
17.6	81.7	3821	2.0	170	132M 4
17.3	83.0	3882	0.9	132	132M 4
16.7	86.0	4022	1.2	150	132M 4
16.1	89.4	4181	2.5	190	132M 4
16.1	89.4	4181	1.8	170	132M 4
15.9	90.8	4247	0.8	132	132M 4

1.7 Leistungen der Getriebemotoren

n_2 min ⁻¹	ir	T2 Nm	FS'	OM-OC	
----------------------------	----	----------	-----	-------	--

7.5 kW	$n_1 = 2860 \text{ min}^{-1}$ $n_1 = 1440 \text{ min}^{-1}$	112BL 2 132M 4
---------------	--	-------------------

15.2	94.6	4423	1.1	150	132M 4
14.7	97.9	4575	2.3	190	132M 4
14.6	98.4	4601	1.6	170	132M 4
14.5	99.4	4648	0.8	132	132M 4
14.2	101.7	4755	1.1	150	132M 4
13.2	109.4	5115	0.7	132	132M 4
13.1	109.8	5134	1.0	150	132M 4
12.6	113.9	5327	2.0	190	132M 4
12.6	113.9	5327	1.4	170	132M 4
11.6	124.1	5801	1.3	170	132M 4
11.6	124.1	5801	1.8	190	132M 4
11.1	129.5	6053	0.8	150	132M 4
10.6	135.8	6348	1.7	190	132M 4
10.6	135.8	6348	1.2	170	132M 4
10.2	141.6	6619	0.8	150	132M 4
9.7	147.8	6913	1.5	190	132M 4
9.6	149.4	6986	1.1	170	132M 4
9.2	155.7	7280	0.7	150	132M 4
8.9	162.7	7607	1.4	190	132M 4
8.9	162.7	7607	1.0	170	132M 4
8.1	178.1	8325	1.2	190	132M 4
8.1	178.1	8325	0.8	170	132M 4
7.3	196.0	9162	1.1	190	132M 4
7.3	196.0	9162	0.7	170	132M 4



n_2 min ⁻¹	ir	T2 Nm	FS ¹	OM-OC	
----------------------------	----	----------	-----------------	-------	--

n_2 min ⁻¹	ir	T2 Nm	FS ¹	OM-OC	
----------------------------	----	----------	-----------------	-------	--

n_2 min ⁻¹	ir	T2 Nm	FS ¹	OM-OC	
----------------------------	----	----------	-----------------	-------	--

9.2 kW	$n_1 = 1450 \text{ min}^{-1}$	132ML 4
---------------	-------------------------------	---------

281	5.2	293	1.7	100	132ML4
201	7.2	393	1.1	90*	132ML 4
196	7.4	422	3.1	125	132ML4
196	7.4	422	1.8	100	132ML4
189	7.7	417	1.6	112	132ML 4
163	8.9	485	1.5	112	132ML 4
161	9	492	0.9	90*	132ML 4
145	10.0	568	1.7	100	132ML4
143	10.1	553	0.9	90*	132ML 4
143	10.2	579	3.1	125	132ML4
127	11.5	625	0.8	90*	132ML 4
123	11.8	641	1.3	112	132ML 4
119	12.2	693	2.7	125	132ML4
119	12.2	693	1.4	100	132ML4
111	13.1	715	1.2	112	132ML 4
99	14.6	834	2.6	125	132ML4
99	14.6	834	1.4	100	132ML4
92	15.7	895	3.0	150	132ML 4
92	15.7	857	0.8	90*	132ML 4
91	16.0	910	1.9	132	132ML 4
90	16.1	878	1.3	112	132ML 4
85	17.0	966	2.4	125	132ML4
85	17.0	966	1.2	100	132ML4
82	17.7	968	0.8	90*	132ML 4
81	17.9	979	1.3	112	132ML 4
81	17.9	1022	1.8	132	132ML 4
78	18.6	1061	3.0	150	132ML 4
72	20.3	1153	1.7	132	132ML 4
69	20.9	1141	1.1	112	132ML 4
68	21.2	1208	1.8	125	132ML4
68	21.2	1208	1.0	100	132ML4
67	21.6	1228	3.2	150	132ML 4
67	21.7	1233	1.8	132	132ML 4
63	22.9	1302	3.2	150	132ML 4
61	23.6	1288	1	112	132ML 4
60	24.3	1385	1.7	132	132ML 4
59	24.6	1400	1.6	125	132ML4
59	24.6	1400	0.9	100	132ML4
59	24.6	1402	3.1	140	132ML4
57	25.6	1395	1	112	132ML 4
56	25.9	1472	3.1	150	132ML 4
53	27.5	1563	1.7	132	132ML 4
52	28.0	1596	3.1	160	132ML4
49	29.4	1604	1.1	112	132ML 4
48	30.3	1725	2.9	150	132ML 4
48	30.5	1738	4.3	180	132ML4
48	30.5	1738	3.1	160	132ML4
47	31.2	1776	1.8	132	132ML 4
45	31.9	1819	1.2	125	132ML4
44	32.8	1788	1	112	132ML 4
43	33.4	1902	4.3	180	132ML4
43	33.4	1902	3.2	160	132ML4
43	33.4	1902	2.3	140	132ML4
42	34.5	1964	2.5	150	132ML 4
40	36.3	2067	1.7	132	132ML 4
39	36.7	2093	4.3	180	132ML4
39	36.7	2093	3.1	160	132ML4
39	36.9	2103	2.4	150	132ML 4
38	38.2	2085	0.8	112	132ML 4
36	40.5	2304	0.9	125	132ML4

9.2 kW	$n_1 = 1450 \text{ min}^{-1}$	132ML 4
---------------	-------------------------------	---------

36	40.7	2319	4.2	180	132ML4
36	40.7	2319	2.9	160	132ML4
36	40.7	2319	1.8	140	132ML4
35	41.7	2377	1.5	132	132ML 4
35	41.8	2383	3.1	170	132ML 4
34	42.6	2429	2.1	150	132ML 4
32	44.9	2559	1.4	132	132ML 4
32	45.6	2595	2.9	170	132ML 4
31	46.0	2622	1.9	150	132ML 4
29	49.8	2839	2.6	170	132ML 4
28	51.3	2921	1.5	140	132ML4
28	52.6	2994	0.8	125	132ML4
28	52.6	2997	1.2	132	132ML 4
27	54.3	3092	1.6	150	132ML 4
27	54.3	3092	3.4	190	132ML 4
27	54.3	3092	2.4	170	132ML 4
25	57.3	3263	1.1	132	132ML 4
25	57.4	3270	1.3	140	132ML4
24	59.4	3381	1.5	150	132ML 4
23	64.0	3648	2.9	190	132ML 4
23	64.0	3648	2.1	170	132ML 4
22	65.1	3709	0.9	132	132ML 4
22	66.7	3800	1.3	150	132ML 4
21	68.9	3925	2.7	190	132ML 4
21	68.9	3925	1.9	170	132ML 4
20	72.3	4119	1.0	140	132ML4
19.3	75.0	4274	1.8	170	132ML 4
19	75.0	4274	2.5	190	132ML 4
19.0	76.3	4344	0.8	132	132ML 4
18.4	78.7	4481	1.1	150	132ML 4
17.7	81.7	4654	2.3	190	132ML 4
18	81.7	4654	1.6	170	132ML 4
17.5	83.0	4730	0.7	132	132ML 4
16.9	86.0	4900	1.0	150	132ML 4
16.2	89.4	5093	2.1	190	132ML 4
16.2	89.4	5093	1.5	170	132ML 4
16.0	90.8	5174	0.7	132	132ML 4
15.3	94.6	5389	0.9	150	132ML 4
14.8	97.9	5574	1.9	190	132ML 4
14.7	98.4	5605	1.3	170	132ML 4
14.3	101.7	5793	0.9	150	132ML 4
13.2	109.8	6254	0.8	150	132ML 4
12.7	113.9	6489	1.6	190	132ML 4
12.7	113.9	6489	1.2	170	132ML 4
11.7	124.1	7066	1.1	170	132ML 4
11.7	124.1	7066	1.5	190	132ML 4
11.2	129.5	7374	0.7	150	132ML 4
10.7	135.8	7733	1.4	190	132ML 4
10.7	135.8	7733	1.0	170	132ML 4
9.8	147.8	8421	1.2	190	132ML 4
9.7	149.4	8510	0.9	170	132ML 4
8.9	162.7	9268	1.1	190	132ML 4
8.9	162.7	9268	0.8	170	132ML 4
8.1	178.1	10141	1.0	190	132ML 4
8.1	178.1	10141	0.7	170	132ML 4
7.4	196.0	11161	0.9	190	132ML 4



1.7 Prestazioni motoriduttori

1.7 Gearmotors performances

1.7 Leistungen der Getriebemotoren

n_2 min ⁻¹	ir	T2 Nm	FS'	OM-OC	
----------------------------	----	----------	-----	-------	--

n_2 min ⁻¹	ir	T2 Nm	FS'	OM-OC	
----------------------------	----	----------	-----	-------	--

n_2 min ⁻¹	ir	T2 Nm	FS'	OM-OC	
----------------------------	----	----------	-----	-------	--

11 kW	$n_1=2940\text{ min}^{-1}$ $n_1=1455\text{ min}^{-1}$	132M 2 160M 4
--------------	--	------------------

11 kW	$n_1=2940\text{ min}^{-1}$ $n_1=1455\text{ min}^{-1}$	132M 2 160M 4
--------------	--	------------------

11 kW	$n_1=2940\text{ min}^{-1}$ $n_1=1455\text{ min}^{-1}$	132M 2 160M 4
--------------	--	------------------

571	5.2	175	2.6	100	132M2
407	7.2	232	1.4	90*	132M 2
397	7.4	252	2.8	100	132M2
384	7.7	246	2.2	112*	132M 2
331	8.9	286	2	112*	132M 2
326	9	290	1.2	90*	132M 2
295	10.0	338	2.7	100	132M2
290	10.1	326	1.1	90*	132M 2
282	5.2	353	2.8	125	160M4
257	11.5	368	1.1	90*	132M 2
250	11.8	378	1.8	112*	132M 2
242	12.2	413	2.2	100	132M2
226	13	418	1	90*	132M 2
224	13.1	422	1.7	112*	132M 2
210	14	450	1.2	90*	132M 2
201	14.6	497	2.1	100	132M2
196	7.4	509	2.6	125	160M4
190	7.7	497	1.3	112*	160M 4
173	17.0	576	1.9	100	132M2
164	8.9	578	1.2	112*	160M 4
146	20.1	647	0.9	90*	132M 2
143	10.2	697	2.6	125	160M4
139	21.2	720	2.7	125	132M2
139	21.2	720	1.5	100	132M2
132	22.3	716	1.9	112*	132M 2
124	11.8	764	1.1	112*	160M 4
120	12.2	834	2.3	125	160M4
120	24.6	834	2.5	125	132M2
120	24.6	834	1.3	100	132M2
111	13.1	852	1	112*	160M 4
99	14.6	1004	2.1	125	160M4
95	31.0	1053	1.0	100	132M2
93	15.7	1066	2.5	150	160M 4
92	31.9	1084	1.9	125	132M2
91	16.0	1084	1.6	132	160M 4
90	16.1	1046	1.1	112*	160M 4
86	17.0	1163	2.0	125	160M4
81	17.9	1218	1.5	132	160M 4
81	17.9	1166	1.1	112*	160M 4
78	18.6	1264	2.5	150	160M 4
72	20.2	1385	3.0	140	160M4
72	20.3	1374	1.5	132	160M 4
70	20.9	1360	0.9	112*	160M 4
69	21.2	1455	1.5	125	160M4
68	21.6	1463	2.7	150	160M 4
67	21.7	1469	1.5	132	160M 4
65	22.3	1446	1.2	112*	160M 4
64	22.9	1552	2.7	150	160M 4
62	23.6	1535	0.9	112*	160M 4
60	24.3	1650	1.4	132	160M 4
59	24.6	1686	1.4	125	160M4
59	24.6	1689	2.5	140	160M4
57	25.6	1663	0.8	112*	160M 4
56	25.9	1755	2.6	150	160M 4
53	27.5	1863	1.4	132	160M 4
52	28.0	1922	2.6	160	160M4
51	28.8	1955	3.8	170	160M 4
49	29.4	1912	0.9	112*	160M 4
48	30.3	2056	2.4	150	160M 4
48	30.5	2093	3.5	180	160M4

48	30.5	2093	2.6	160	160M4
47	30.9	2094	3.6	170	160M 4
47	31.2	2116	1.5	132	160M 4
46	31.9	2191	1.0	125	160M4
44	32.8	2131	0.8	112*	160M 4
44	33.4	2290	3.5	180	160M4
44	33.4	2290	2.6	160	160M4
44	33.4	2290	1.9	140	160M4
42	34.5	2341	2.1	150	160M 4
41	35.7	2423	3.1	170	160M 4
41	72.3	2455	1.5	140	132M2
40	36.3	2463	1.4	132	160M 4
40	36.7	2520	3.5	180	160M4
40	36.7	2520	2.6	160	160M4
39	36.9	2506	2.0	150	160M 4
36	40.7	2792	3.5	180	160M4
36	40.7	2792	2.4	160	160M4
36	40.7	2792	1.5	140	160M4
35	41.7	2832	1.2	132	160M 4
35	41.8	2839	3.7	190	160M 4
35	41.8	2839	2.6	170	160M 4
34	42.6	2894	1.7	150	160M 4
32	44.9	3050	1.1	132	160M 4
32	45.6	3092	3.4	190	160M 4
32	45.6	3092	2.4	170	160M 4
32	46.0	3124	1.6	150	160M 4
29	49.8	3383	3.1	190	160M 4
29	49.8	3383	2.2	170	160M 4
28	51.3	3518	1.3	140	160M4
28	52.6	3572	1.0	132	160M 4
27	54.3	3684	1.4	150	160M 4
27	54.3	3684	2.9	190	160M 4
27	54.3	3684	2.0	170	160M 4
25	57.3	3888	0.9	132	160M 4
25	57.4	3937	1.1	140	160M4
25	59.4	4028	1.2	150	160M 4
23	64.0	4346	2.4	190	160M 4
23	64.0	4346	1.7	170	160M 4
22	65.1	4420	0.8	132	160M 4
22	66.7	4528	1.1	150	160M 4
21	68.9	4677	2.2	190	160M 4
21	68.9	4677	1.6	170	160M 4
20	72.3	4960	0.8	140	160M4
19.4	75.0	5093	1.5	170	160M 4
19.4	75.0	5093	2.1	190	160M 4
19.1	76.3	5176	0.7	132	160M 4
18.5	78.7	5339	0.9	150	160M 4
17.8	81.7	5546	1.9	190	160M 4
17.8	81.7	5546	1.4	170	160M 4
16.9	86.0	5838	0.9	150	160M 4
16.3	89.4	6069	1.7	190	160M 4
16.3	89.4	6069	1.2	170	160M 4
15.4	94.6	6421	0.8	150	160M 4
14.9	97.9	6641	1.6	190	160M 4
14.8	98.4	6679	1.1	170	160M 4
14.3	101.7	6902	0.7	150	160M 4
13.3	109.8	7452	0.7	150	160M 4
12.8	113.9	7732	1.4	190	160M 4
12.8	113.9	7732	1.0	170	160M 4
11.7	124.1	8420	0.9	170	160M 4

11.7	124.1	8420	1.2	190	160M 4
10.7	135.8	9214	1.1	190	160M 4
10.7	135.8	9214	0.8	170	160M 4
9.8	147.8	10034	1.0	190	160M 4
9.7	149.4	10140	0.7	170	160M 4
8.9	162.7	11043	1.0	190	160M 4
8.9	162.7	11043	0.7	170	160M 4
8.2	178.1	12084	0.8	190	160M 4
7.4	196.0	13299	0.8	190	160M 4





1.7 Prestazioni motoriduttori

1.7 Gearmotors performances

1.7 Leistungen der Getriebemotoren

n_2 min ⁻¹	ir	T2 Nm	FS'	OM-OC	
----------------------------	----	----------	-----	-------	--

n_2 min ⁻¹	ir	T2 Nm	FS'	OM-OC	
----------------------------	----	----------	-----	-------	--

n_2 min ⁻¹	ir	T2 Nm	FS'	OM-OC	
----------------------------	----	----------	-----	-------	--

15 kW	$n_1 = 2900 \text{ min}^{-1}$ $n_1 = 1455 \text{ min}^{-1}$	132ML 2 160L 4
--------------	--	-------------------

15 kW	$n_1 = 2900 \text{ min}^{-1}$ $n_1 = 1455 \text{ min}^{-1}$	132ML 2 160L 4
--------------	--	-------------------

15 kW	$n_1 = 2900 \text{ min}^{-1}$ $n_1 = 1455 \text{ min}^{-1}$	132ML 2 160L 4
--------------	--	-------------------

563	5.2	242	1.9	100*	132ML2
402	7.2	321	1	90*	132ML 2
391	7.4	348	2.0	100*	132ML2
379	7.7	340	1.6	112*	132ML 2
326	8.9	395	1.5	112*	132ML 2
321	9	401	0.9	90*	132ML 2
291	10.0	468	1.9	100*	132ML2
286	10.1	451	0.8	90*	132ML 2
282	5.2	482	2.1	125	160L4
253	11.5	509	0.8	90*	132ML 2
247	11.8	523	1.3	112*	132ML 2
238	12.2	571	3.0	125	132ML2
238	12.2	571	1.6	100*	132ML2
221	13.1	583	1.2	112*	132ML 2
207	14	622	0.8	90*	132ML 2
198	14.6	687	2.9	125	132ML2
198	14.6	687	1.5	100*	132ML2
196	7.4	693	1.9	125	160L4
190	7.7	678	1	112*	160L 4
185	15.7	729	3.4	150	132ML 2
182	16.0	742	2.1	132	132ML 2
171	17.0	796	2.6	125	132ML2
171	17.0	796	1.4	100*	132ML2
164	8.9	788	0.9	112*	160L 4
162	17.9	833	2.0	132	132ML 2
156	18.6	865	3.4	150	132ML 2
143	10.2	950	1.9	125	160L4
143	20.3	940	1.9	132	132ML 2
139	20.9	930	1.1	112*	132ML 2
137	21.2	995	2.0	125	132ML2
137	21.2	995	1.1	100*	132ML2
134	21.7	1005	2.0	132	132ML 2
130	22.3	989	1.4	112*	132ML 2
124	11.8	1042	0.8	112*	160L 4
120	12.2	1138	1.7	125	160L4
119	24.3	1129	1.9	132	132ML 2
118	24.6	1154	1.8	125	132ML2
118	24.6	1154	1.0	100*	132ML2
113	25.6	1138	1	112*	132ML 2
112	25.9	1200	3.4	150	132ML 2
106	27.5	1275	1.9	132	132ML 2
99	14.6	1369	1.6	125	160L4
97	14.9	1398	3.0	140	160L4
95	30.5	1431.6	3.4	160	132ML2
94	15.5	1433	3.2	170	160L 4
93	15.7	1454	1.9	150	160L 4
91	16.0	1478	1.2	132	160L 4
90	16.1	1427	0.8	112*	160L 4
87	33.4	1567	3.4	160	132ML2
86	17.0	1587	1.4	125	160L4
83	17.5	1618	3.1	170	160L 4
81	17.9	1660	1.1	132	160L 4
81	17.9	1590	0.8	112*	160L 4
79	36.7	1724	3.4	160	132ML2
78	18.6	1724	3.2	170	160L 4
78	18.6	1724	1.9	150	160L 4
72	20.2	1889	2.2	140	160L4
72	20.3	1874	1.1	132	160L 4
71	40.7	1910	3.2	160	132ML2
69	21.2	1984	1.1	125	160L4
68	21.6	1995	2.0	150	160L 4
67	21.7	2004	1.1	132	160L 4
65	22.3	1972	0.9	112*	160L 4
64	22.9	2116	2.0	150	160L 4
61	23.7	2194	3.2	170	160L 4

60	24.3	2251	1.0	132	160L 4
59	24.6	2299	1.0	125	160L4
59	24.6	2303	3.0	160	160L4
59	24.6	2303	1.9	140	160L4
58	25.2	2337	3.2	170	160L 4
56	25.9	2393	1.9	150	160L 4
53	27.5	2540	1.1	132	160L 4
52	28.0	2620	1.9	160	160L4
51	28.8	2665	2.8	170	160L 4
48	30.3	2803	1.8	150	160L 4
48	30.5	2853	2.6	180	160L4
48	30.5	2853	1.9	160	160L4
47	30.9	2856	3.6	190	160L 4
47	30.9	2856	2.6	170	160L 4
47	31.2	2885	1.1	132	160L 4
46	31.9	2988	0.8	125	160L4
44	33.4	3122	2.6	180	160L4
44	33.4	3122	1.9	160	160L4
44	33.4	3122	1.4	140	160L4
42	34.5	3192	1.6	150	160L 4
41	35.7	3304	3.2	190	160L 4
41	35.7	3304	2.3	170	160L 4
40	36.3	3358	1.0	132	160L 4
40	36.7	3436	2.6	180	160L4
40	36.7	3436	1.9	160	160L4
39	36.9	3417	1.5	150	160L 4
36	40.7	3807	2.6	180	160L4
36	40.7	3807	1.8	160	160L4
36	40.7	3807	1.1	140	160L4
35	41.7	3862	0.9	132	160L 4
35	41.8	3871	2.7	190	160L 4
35	41.8	3871	1.9	170	160L 4
34	42.6	3946	1.3	150	160L 4
32	44.9	4159	0.8	132	160L 4
32	45.6	4216	2.5	190	160L 4
32	45.6	4216	1.8	170	160L 4
32	46.0	4260	1.2	150	160L 4
29	49.8	4613	2.3	190	160L 4
29	49.8	4613	1.6	170	160L 4
28	51.3	4797	0.9	140	160L4
28	52.6	4870	0.7	132	160L 4
27	54.3	5024	1.0	150	160L 4
27	54.3	5024	2.1	190	160L 4
27	54.3	5024	1.5	170	160L 4
25	57.3	5302	0.7	132	160L 4
25	57.4	5369	0.8	140	160L4
25	59.4	5493	0.9	150	160L 4
23	64.0	5927	1.8	190	160L 4
23	64.0	5927	1.3	170	160L 4
22	66.7	6175	0.8	150	160L 4
21	68.9	6377	1.6	190	160L 4
21	68.9	6377	1.2	170	160L 4
19.4	75.0	6945	1.1	170	160L 4
19.4	75.0	6945	1.5	190	160L 4
18.5	78.7	7281	0.7	150	160L 4
17.8	81.7	7563	1.4	190	160L 4
17.8	81.7	7563	1.0	170	160L 4
16.3	89.4	8276	1.3	190	160L 4
16.3	89.4	8276	0.9	170	160L 4
14.9	97.9	9056	1.2	190	160L 4
14.8	98.4	9108	0.8	170	160L 4
12.8	113.9	10544	1.0	190	160L 4
12.8	113.9	10544	0.7	170	160L 4
11.7	124.1	11482	0.9	190	160L 4

10.7	135.8	12564	0.8	190	160L 4
9.8	147.8	13683	0.8	190	160L 4
8.9	162.7	15058	0.7	190	160L 4



1.7 Prestazioni motoriduttori

1.7 Gearmotors performances

1.7 Leistungen der Getriebemotoren

n_2 min ⁻¹	ir	T2 Nm	FS'	OM-OC	
----------------------------	----	----------	-----	-------	--

n_2 min ⁻¹	ir	T2 Nm	FS'	OM-OC	
----------------------------	----	----------	-----	-------	--

n_2 min ⁻¹	ir	T2 Nm	FS'	OM-OC	
----------------------------	----	----------	-----	-------	--

18.5 kW	$n_i = 2910 \text{ min}^{-1}$	160L 2
	$n_i = 1460 \text{ min}^{-1}$	180M 4
	$n_i = 970 \text{ min}^{-1}$	200L 6

18.5 kW	$n_i = 2910 \text{ min}^{-1}$	160L 2
	$n_i = 1460 \text{ min}^{-1}$	180M 4
	$n_i = 970 \text{ min}^{-1}$	200L 6

18.5 kW	$n_i = 2910 \text{ min}^{-1}$	160L 2
	$n_i = 1460 \text{ min}^{-1}$	180M 4
	$n_i = 970 \text{ min}^{-1}$	200L 6

565	5.2	297	3.1	125	160L 2
392	7.4	428	2.8	125	160L 2
380	7.7	418	1.3	112*	160L 2
327	8.9	486	1.2	112*	160L 2
286	10.2	586	2.8	125	160L 2
283	5.2	608	1.6	125	180M 4
247	11.8	643	1.1	112*	160L 2
239	12.2	702	2.5	125	160L 2
222	13.1	716	1	112*	160L 2
199	14.6	844	2.3	125	160L 2
197	7.4	875	1.5	125	180M 4
185	15.7	897	2.8	150	160L 2
182	16.0	912	1.7	132	160L 2
181	16.1	880	1.1	112*	160L 2
172	17.0	978	2.2	125	160L 2
162	17.9	1024	1.6	132	160L 2
162	17.9	981	1	112*	160L 2
156	18.6	1063	2.8	150	160L 2
144	10.2	1199	1.5	125	180M 4
144	20.3	1156	1.6	132	160L 2
137	21.2	1223	1.6	125	160L 2
135	21.6	1230	2.9	150	160L 2
134	21.7	1236	1.6	132	160L 2
127	22.9	1305	2.9	150	160L 2
123	23.6	1291	0.9	112*	160L 2
120	12.2	1436	1.3	125	180M 4
120	24.3	1388	1.5	132	160L 2
119	12.3	1447	2.8	140	180M 4
118	24.6	1418	1.5	125	160L 2
118	24.6	1420	2.8	140	160L 2
114	25.6	1398	0.8	112*	160L 2
113	25.9	1475	2.8	150	160L 2
106	27.5	1567	1.6	132	160L 2
104	28.0	1616	2.8	160	160L 2
100	14.6	1728	1.2	125	180M 4
99	29.4	1608	0.9	112*	160L 2
98	14.9	1765	2.4	140	180M 4
96	30.3	1729	2.6	150	160L 2
95	30.5	1760	2.8	160	160L 2
94	15.5	1808	3.6	190	180M 4
94	15.5	1808	2.5	170	180M 4
93	15.7	1835	1.5	150	180M 4
91	16.0	1866	0.9	132	180M 4
87	33.4	1926	2.8	160	160L 2
86	17.0	2003	1.1	125	180M 4
83	17.5	2043	3.4	190	180M 4
83	17.5	2043	2.4	170	180M 4
81	17.9	2096	0.9	132	180M 4
78	18.6	2176	3.6	190	180M 4
78	18.6	2176	2.6	170	180M 4
78	18.6	2176	1.5	150	180M 4
72	20.2	2384	3.1	160	180M 4
72	20.2	2384	1.8	140	180M 4
72	20.3	2366	0.8	132	180M 4
69	21.2	2504	0.9	125	180M 4
68	21.6	2518	1.5	150	180M 4
67	21.7	2529	0.9	132	180M 4
66	22.2	2624	2.9	160	180M 4
64	22.9	2671	1.6	150	180M 4

62	23.7	2769	3.5	190	180M 4
62	23.7	2769	2.5	170	180M 4
60	24.3	2841	0.8	132	180M 4
59	24.6	2902	0.8	125	180M 4
59	24.6	2907	3.3	180	180M 4
59	24.6	2907	2.3	160	180M 4
59	24.6	2907	1.5	140	180M 4
58	25.2	2950	3.3	190	180M 4
58	25.2	2950	2.5	170	180M 4
56	25.9	3020	1.5	150	180M 4
53	27.5	3207	0.8	132	180M 4
52	28.0	3308	1.5	160	180M 4
51	28.8	3365	3.0	190	180M 4
51	28.8	3365	2.2	170	180M 4
48	30.3	3539	1.4	150	180M 4
48	30.5	3602	2.1	180	180M 4
48	30.5	3602	1.5	160	180M 4
47	30.9	3605	2.8	190	180M 4
47	30.9	3605	2.1	170	180M 4
47	31.2	3642	0.9	132	180M 4
44	33.4	3942	2.1	180	180M 4
44	33.4	3942	1.5	160	180M 4
44	33.4	3942	1.1	140	180M 4
42	34.5	4029	1.2	150	180M 4
41	35.7	4171	2.5	190	180M 4
41	35.7	4171	1.8	170	180M 4
40	36.3	4239	0.8	132	180M 4
40	36.7	4338	2.1	180	180M 4
40	36.7	4338	1.5	160	180M 4
40	36.9	4313	1.2	150	180M 4
36	40.7	4806	2.0	180	180M 4
36	40.7	4806	1.4	160	180M 4
36	40.7	4806	0.9	140	180M 4
35	41.7	4875	0.7	132	180M 4
35	41.8	4887	2.1	190	180M 4
35	41.8	4887	1.5	170	180M 4
34	42.6	4981	1.0	150	180M 4
32	44.9	5250	0.7	132	180M 4
32	45.6	5322	2.0	190	180M 4
32	45.6	5322	1.4	170	180M 4
32	30.5	5422	1.5	180	200L 6
32	30.5	5422	1.1	160	200L 6
32	46.0	5378	0.9	150	180M 4
29	49.8	5824	1.8	190	180M 4
29	49.8	5824	1.3	170	180M 4
29	33.4	5933	1.5	180	200L 6
29	33.4	5933	1.1	160	200L 6
27	54.3	6342	0.8	150	180M 4
27	54.3	6342	1.7	190	180M 4
27	54.3	6342	1.2	170	180M 4
26	36.7	6529	1.5	180	200L 6
26	36.7	6529	1.1	160	200L 6
25	59.4	6934	0.7	150	180M 4
24	40.7	7234	1.5	180	200L 6
24	40.7	7234	1.0	160	200L 6
23	64.0	7481	1.4	190	180M 4
23	64.0	7481	1.0	170	180M 4
21	68.9	8050	1.3	190	180M 4
21	68.9	8050	0.9	170	180M 4

19.5	75.0	8766	0.9	170	180M 4
19.5	75.0	8766	1.2	190	180M 4
17.9	81.7	9547	1.1	190	180M 4
17.9	81.7	9547	0.8	170	180M 4
16.3	89.4	10447	1.0	190	180M 4
16.3	89.4	10447	0.7	170	180M 4
14.9	97.9	11432	0.9	190	180M 4
14.8	98.4	11497	0.7	170	180M 4
12.8	113.9	13309	0.8	190	180M 4
11.8	124.1	14494	0.7	190	180M 4
10.8	135.8	15861	0.7	190	180M 4





1.7 Prestazioni motoriduttori

1.7 Gearmotors performances

1.7 Leistungen der Getriebemotoren

n_2 min ⁻¹	ir	T2 Nm	FS'	OM-OC	
----------------------------	----	----------	-----	-------	--

n_2 min ⁻¹	ir	T2 Nm	FS'	OM-OC	
----------------------------	----	----------	-----	-------	--

n_2 min ⁻¹	ir	T2 Nm	FS'	OM-OC	
----------------------------	----	----------	-----	-------	--

22 kW	$n_1 = 2925 \text{ min}^{-1}$ $n_1 = 1460 \text{ min}^{-1}$ $n_1 = 975 \text{ min}^{-1}$	180M 2 180L 4 200L 6
--------------	--	----------------------------

22 kW	$n_1 = 2925 \text{ min}^{-1}$ $n_1 = 1460 \text{ min}^{-1}$ $n_1 = 975 \text{ min}^{-1}$	180M 2 180L 4 200L 6
--------------	--	----------------------------

22 kW	$n_1 = 2925 \text{ min}^{-1}$ $n_1 = 1460 \text{ min}^{-1}$ $n_1 = 975 \text{ min}^{-1}$	180M 2 180L 4 200L 6
--------------	--	----------------------------

568	5.2	351	2.6	125*	180M 2
394	7.4	506	2.4	125*	180M 2
288	10.2	693	2.4	125*	180M 2
283	5.2	704	1.4	125*	180L 4
240	12.2	830	2.1	125*	180M 2
200	14.6	999	2.0	125*	180M 2
197	7.4	1014	1.3	125*	180L 4
196	14.9	1020	3.8	140	180M 2
189	15.5	1045	4.0	170	180M 2
186	15.7	1061	2.3	150	180M 2
183	16.0	1078	1.4	132	180M 2
172	17.0	1157	1.8	125*	180M 2
167	17.5	1181	3.9	170	180M 2
163	17.9	1211	1.4	132	180M 2
157	18.6	1258	2.3	150	180M 2
145	20.2	1378	2.8	140	180M 2
144	20.3	1367	1.3	132	180M 2
144	10.2	1389	1.3	125*	180L 4
142	10.3	1406	2.8	140	180L 4
138	21.2	1447	1.4	125*	180M 2
136	21.6	1455	2.5	150	180M 2
135	21.7	1462	1.4	132	180M 2
128	22.9	1544	2.5	150	180M 2
123	23.7	1600	4.0	170	180M 2
120	24.3	1642	1.3	132	180M 2
120	12.2	1663	1.1	125*	180L 4
119	12.3	1676	2.4	140	180L 4
119	24.6	1678	1.3	125*	180M 2
119	24.6	1680	2.3	140	180M 2
116	25.2	1705	4.0	170	180M 2
113	25.9	1746	2.4	150	180M 2
107	27.5	1853	1.3	132	180M 2
104	28.0	1912	2.4	160	180M 2
102	28.8	1945	3.5	170	180M 2
100	14.6	2001	1.1	125*	180L 4
98	14.9	2043	2.1	140	180L 4
96	30.5	2082	3.2	180	180M 2
96	30.5	2082	2.3	160	180M 2
94	15.5	2094	3.1	190	180L 4
94	15.5	2094	2.2	170	180L 4
93	15.7	2125	1.3	150	180L 4
93	15.7	2125	1.3	150	180L 4
92	31.9	2180	0.9	125*	180M 2
91	16.0	2161	0.8	132	180L 4
91	16.0	2161	0.8	132	180L 4
88	33.4	2278	1.8	140	180M 2
86	16.9	2316	3.2	160	180L 4
86	17.0	2319	1.0	125*	180L 4
83	17.5	2365	3.0	190	180L 4
83	17.5	2365	3.0	190	180L 4
83	17.5	2365	3.0	190	180L 4
83	17.5	2365	2.1	170	180L 4
83	17.5	2365	2.1	170	180L 4
83	17.5	2365	2.1	170	180L 4
81	17.9	2427	0.7	132	180L 4
81	17.9	2427	0.7	132	180L 4
81	17.9	2427	0.7	132	180L 4
79	18.5	2523	3.0	160	180L 4
78	18.6	2519	3.1	190	180L 4

78	18.6	2519	3.1	190	180L 4
78	18.6	2519	3.1	190	180L 4
78	18.6	2519	2.2	170	180L 4
78	18.6	2519	2.2	170	180L 4
78	18.6	2519	2.2	170	180L 4
78	18.6	2520	1.3	150	180L 4
78	18.6	2520	1.3	150	180L 4
78	18.6	2520	1.3	150	180L 4
72	20.2	2760	2.7	160	180L 4
72	20.2	2760	1.5	140	180L 4
72	20.3	2739	0.7	132	180L 4
72	20.3	2739	0.7	132	180L 4
72	20.3	2739	0.7	132	180L 4
72	40.7	2778	1.4	140	180M 2
68	21.6	2915	1.3	150	180L 4
68	21.6	2915	1.3	150	180L 4
68	21.6	2915	1.3	150	180L 4
67	21.7	2929	0.8	132	180L 4
67	21.7	2929	0.8	132	180L 4
66	22.2	3038	3.5	180	180L 4
66	22.2	3038	2.5	160	180L 4
64	22.9	3093	1.4	150	180L 4
64	22.9	3093	1.4	150	180L 4
64	22.9	3093	1.4	150	180L 4
62	23.7	3206	3.0	190	180L 4
62	23.7	3206	3.0	190	180L 4
62	23.7	3206	2.2	170	180L 4
62	23.7	3206	2.2	170	180L 4
62	23.7	3206	2.2	170	180L 4
60	24.3	3290	0.7	132	180L 4
60	24.3	3290	0.7	132	180L 4
59	24.6	3366	2.8	180	180L 4
59	24.6	3366	2.0	160	180L 4
59	24.6	3366	1.3	140	180L 4
58	25.2	3415	2.9	190	180L 4
58	25.2	3415	2.9	190	180L 4
58	25.2	3415	2.2	170	180L 4
58	25.2	3415	2.2	170	180L 4
57	51.3	3499	1.2	140	180M 2
56	25.9	3497	1.3	150	180L 4
56	25.9	3497	1.3	150	180L 4
56	25.9	3497	1.3	150	180L 4
53	27.5	3713	0.7	132	180L 4
53	27.5	3713	0.7	132	180L 4
52	28.0	3830	1.3	160	180L 4
51	57.4	3917	1.0	140	180M 2
51	28.8	3896	2.6	190	180L 4
51	28.8	3896	2.6	190	180L 4
51	28.8	3896	1.9	170	180L 4
51	28.8	3896	1.9	170	180L 4
48	30.3	4098	1.2	150	180L 4
48	30.3	4098	1.2	150	180L 4
48	30.5	4171	1.8	180	180L 4
48	30.5	4171	1.3	160	180L 4
47	30.9	4174	2.5	190	180L 4
47	30.9	4174	2.5	190	180L 4
47	30.9	4174	1.8	170	180L 4
47	30.9	4174	1.8	170	180L 4
47	31.2	4217	0.7	132	180L 4

47	31.2	4217	0.7	132	180L 4
44	33.4	4564	1.8	180	180L 4
44	33.4	4564	1.3	160	180L 4
44	33.4	4564	1.0	140	180L 4
42	34.5	4666	1.1	150	180L 4
41	35.7	4829	2.2	190	180L 4
41	35.7	4829	1.6	170	180L 4
40	36.3	4908	0.7	132	180L 4
40	36.3	4908	0.7	132	180L 4
40	36.7	5023	1.8	180	180L 4
40	36.7	5023	1.3	160	180L 4
40	36.9	4994	1.0	150	180L 4
40	36.9	4994	1.0	150	180L 4
36	40.7	5565	1.8	180	180L 4
36	40.7	5565	1.2	160	180L 4
35	41.8	5658	1.9	190	180L 4
35	41.8	5658	1.9	190	180L 4
35	41.8	5658	1.3	170	180L 4
35	41.8	5658	1.3	170	180L 4
34	42.6	5768	0.9	150	180L 4
34	42.6	5768	0.9	150	180L 4
32	45.6	6162	1.7	190	180L 4
32	45.6	6162	1.2	170	180L 4
32	45.6	6162	1.2	170	180L 4
32	30.5	6245	1.3	180	200L 6
32	30.5	6245	0.9	160	200L 6
32	46.0	6227	0.8	150	180L 4
29	49.8	6743	1.6	190	180L 4
29	49.8	6743	1.6	190	180L 4
29	49.8	6743	1.1	170	180L 4
29	33.4	6834	1.3	180	200L 6
29	33.4	6834	1.0	160	200L 6
27	54.3	7343	0.7	150	180L 4
27	54.3	7343	0.7	150	180L 4
27	54.3	7343	1.4	190	180L 4
27	54.3	7343	1.4	190	180L 4
27	54.3	7343	1.0	170	180L 4
27	54.3	7343	1.0	170	180L 4
27	36.7	7521	1.3	180	200L 6
27	36.7	7521	0.9	160	200L 6
24	40.7	8333	1.3	180	200L 6
24	40.7	8333	0.9	160	200L 6
23	64.0	8663	1.2	190	180L 4
23	64.0	8663	0.9	170	180L 4
23	64.0	8663	0.9	170	180L 4
21	68.9	9321	1.1	190	180L 4
21	68.9	9321	1.1	190	180L 4
21	68.9	9321	0.8	170	180L 4
19.5	75.0	10151	0.7	170	180L 4
19.5	75.0	10151	0.7	170	180L 4
19.5	75.0	10151	1.0	190	180L 4
19.5	75.0	10151	1.0	190	180L 4
17.9	81.7	11054	0.9	190	180L 4
17.9	81.7	11054	0.7	170	180L 4
17.9	81.7	11054	0.7	170	180L 4
16.3	89.4	12096	0.9	190	180L 4
14.9	97.9	13237	0.8	190	180L 4
12.8	113.9	15411	0.7	190	180L 4
12.8	113.9	15411	0.7	190	180L 4



1.7 Prestazioni motoriduttori

1.7 Gearmotors performances

1.7 Leistungen der Getriebemotoren

n_2 min ⁻¹	ir	T2 Nm	FS'	OM-OC	
----------------------------	----	----------	-----	-------	--

30 kW	$n_1 = 2945 \text{ min}^{-1}$ $n_1 = 1465 \text{ min}^{-1}$	200L 2 200L 4
--------------	--	------------------

571	5.2	476.9	8.7	160	200L 2
388	7.6	701.3	5.2	140	200L 2
286	10.3	950.7	3.9	140	200L 2
240	12.3	1133	3.3	140	200L 2
197	14.9	1381	2.8	140	200L 2
193	7.6	1410	2.8	140	200L 4
190	15.5	1416	3.0	170	200L 2
187	15.7	1437	1.7	150*	200L 2
168	17.5	1599	2.9	170	200L 2
158	18.6	1703	3.0	170	200L 2
158	18.6	1704	1.7	150*	200L 2
146	20.2	1866	2.1	140	200L 2
142	10.3	1911	2.1	140	200L 4
137	21.6	1971	1.8	150*	200L 2
133	22.2	2054	3.3	160	200L 2
129	22.9	2091	1.8	150*	200L 2
124	23.7	2168	3.0	170	200L 2
120	24.6	2275	1.7	140	200L 2
120	12.3	2277	3.3	160	200L 4
120	12.3	2277	1.8	140	200L 4
117	25.2	2309	3.0	170	200L 2
114	25.9	2364	1.7	150*	200L 2
109	13.5	2506	2.9	160	200L 4
102	28.8	2634	3.5	190	200L 2
102	28.8	2634	2.6	170	200L 2
98	14.9	2777	1.5	140	200L 4
95	15.5	2846	2.3	190	200L 4
95	15.5	2846	1.6	170	200L 4
93	15.7	2888	0.9	150*	200L 4
88	33.4	3085	1.3	140	200L 2
86	16.9	3148	3.0	180	200L 4
86	16.9	3148	2.4	160	200L 4
84	17.5	3214	2.2	190	200L 4
84	17.5	3214	1.6	170	200L 4
79	18.5	3428	3.1	180	200L 4
79	18.5	3428	2.2	160	200L 4
79	18.6	3424	2.3	190	200L 4
79	18.6	3424	1.6	170	200L 4
79	18.6	3425	0.9	150*	200L 4
73	20.2	3751	2.8	180	200L 4
73	20.2	3751	2.0	160	200L 4
73	20.2	3751	1.1	140	200L 4
72	40.7	3762	1.0	140	200L 2
68	21.6	3962	1.0	150*	200L 4
66	22.2	4129	2.5	180	200L 4
66	22.2	4129	1.8	160	200L 4
64	22.9	4203	1.0	150*	200L 4
62	23.7	4357	2.2	190	200L 4
62	23.7	4357	1.6	170	200L 4
60	24.6	4574	2.1	180	200L 4
60	24.6	4574	1.5	160	200L 4
60	24.6	4574	0.9	140	200L 4
58	25.2	4641	2.1	190	200L 4
58	25.2	4641	1.6	170	200L 4
57	51.3	4740	0.9	140	200L 2
57	25.9	4752	0.9	150*	200L 4
52	28.0	5205	1.0	160	200L 4
51	57.4	5305	0.7	140	200L 2

n_2 min ⁻¹	ir	T2 Nm	FS'	OM-OC	
----------------------------	----	----------	-----	-------	--

30 kW	$n_1 = 2945 \text{ min}^{-1}$ $n_1 = 1465 \text{ min}^{-1}$	200L 2 200L 4
--------------	--	------------------

51	28.8	5295	1.9	190	200L 4
51	28.8	5295	1.4	170	200L 4
48	30.3	5569	0.9	150*	200L 4
48	30.5	5668	1.3	180	200L 4
48	30.5	5668	1.0	160	200L 4
47	30.9	5673	1.8	190	200L 4
47	30.9	5673	1.3	170	200L 4
44	33.4	6202	1.3	180	200L 4
44	33.4	6202	1.0	160	200L 4
44	33.4	6202	0.7	140	200L 4
42	34.5	6340	0.8	150*	200L 4
41	35.7	6563	1.6	190	200L 4
41	35.7	6563	1.1	170	200L 4
40	36.7	6826	1.3	180	200L 4
40	36.7	6826	1.0	160	200L 4
40	36.9	6787	0.7	150*	200L 4
36	40.7	7563	1.3	180	200L 4
36	40.7	7563	0.9	160	200L 4
35	41.8	7690	1.4	190	200L 4
35	41.8	7690	1.0	170	200L 4
32	45.6	8374	1.3	190	200L 4
32	45.6	8374	0.9	170	200L 4
29	49.8	9164	1.1	190	200L 4
29	49.8	9164	0.8	170	200L 4
27	54.3	9979	1.1	190	200L 4
27	54.3	9979	0.8	170	200L 4
23	64.0	11773	0.9	190	200L 4
21	68.9	12667	0.8	190	200L 4
20	75.0	13794	0.8	190	200L 4
17.9	81.7	15022	0.7	190	200L 4

37 kW	$n_1 = 2950 \text{ min}^{-1}$ $n_1 = 1475 \text{ min}^{-1}$	200L 2 225S 4
--------------	--	------------------

572	5.2	587.2	7.1	160	200L 2
389	7.6	863	4.2	140*	200L 2
287	10.3	1170	3.1	140*	200L 2
241	12.3	1395	2.7	140*	200L 2
197	14.9	1701	2.3	140*	200L 2
191	15.5	1743	3.4	190	200L 2
191	15.5	1743	2.4	170*	200L 2
188	15.7	1769	1.4	150*	200L 2
169	17.5	1969	3.3	190	200L 2
169	17.5	1969	2.3	170*	200L 2
160	18.5	2100	3.2	160	200L 2
158	18.6	2097	3.4	190	200L 2
158	18.6	2097	2.4	170*	200L 2
158	18.6	2098	1.4	150*	200L 2
146	20.2	2298	1.7	140*	200L 2
137	21.6	2427	1.5	150*	200L 2
132	11.2	2549	2.9	160	225S 4
129	22.9	2575	1.5	150*	200L 2
124	23.7	2669	3.3	190	200L 2
124	23.7	2669	2.4	170*	200L 2
120	12.3	2790	2.7	160	225S 4
120	24.6	2802	1.4	140*	200L 2
117	25.2	2843	3.2	190	200L 2

n_2 min ⁻¹	ir	T2 Nm	FS'	OM-OC	
----------------------------	----	----------	-----	-------	--

37 kW	$n_1 = 2950 \text{ min}^{-1}$ $n_1 = 1475 \text{ min}^{-1}$	200L 2 225S 4
--------------	--	------------------

117	25.2	2843	2.4	170*	200L 2
114	25.9	2911	1.4	150*	200L 2
109	13.5	3070	3.2	180	225S 4
109	13.5	3070	2.3	160	225S 4
102	28.8	3243	2.8	190	200L 2
102	28.8	3243	2.1	170*	200L 2
95	15.5	3486	1.8	190	225S 4
95	15.5	3486	1.3	170*	225S 4
88	33.4	3799	1.1	140*	200L 2
87	16.9	3856	2.5	180	225S 4
87	16.9	3856	1.9	160	225S 4
84	17.5	3938	1.8	190	225S 4
84	17.5	3938	1.3	170*	225S 4
80	18.5	4199	2.5	180	225S 4
80	18.5	4199	1.8	160	225S 4
79	18.6	4194	1.9	190	225S 4
79	18.6	4194	1.3	170*	225S 4
73	20.2	4595	2.3	180	225S 4
73	20.2	4595	1.6	160	225S 4
72	40.7	4632	0.8	140*	200L 2
66	22.2	5057	2.1	180	225S 4
66	22.2	5057	1.5	160	225S 4
62	23.7	5338	1.8	190	225S 4
62	23.7	5338	1.3	170*	225S 4
60	24.6	5603	1.7	180	225S 4
60	24.6	5603	1.2	160	225S 4
58	25.2	5686	1.7	190	225S 4
58	25.2	5686	1.3	170*	225S 4
58	51.3	5836	0.7	140*	200L 2
53	28.0	6376	0.8	160	225S 4
51	28.8	6486	1.5	190	225S 4
51	28.8	6486	1.2	170*	225S 4
48	30.5	6943	1.1	180	225S 4
48	30.5	6943	0.8	160	225S 4
48	30.9	6949	1.5	190	225S 4
44	33.4	7598	1.1	180	225S 4
44	33.4	7598	0.8	160	225S 4
41	35.7	8039	1.3	190	225S 4
41	35.7	8039	0.9	170*	225S 4
40	36.7	8362	1.1	180	225S 4
40	36.7	8362	0.8	160	225S 4
36	40.7	9264	1.1	180	225S 4
36	40.7	9264	0.7	160	225S 4
35	41.8	9420	1.1	190	225S 4
35	41.8	9420	0.8	170*	225S 4
32	45.6	10258	1.0	190	225S 4
32	45.6	10258	0.7	170*	225S 4
30	49.8	11225	0.9	190	225S 4
30	49.8	11225	0.7	170*	225S 4
27	54.3	12224	0.9	190	225S 4
23	64.0	14421	0.7	190	225S 4
21	68.9	15517	0.7	190	225S 4



1.7 Prestazioni motoriduttori

n_2 min ⁻¹	ir	T2 Nm	FS'	OM-OC	
----------------------------	----	----------	-----	-------	--

45 kW $n_1 = 2945 \text{ min}^{-1}$
 $n_1 = 1475 \text{ min}^{-1}$ 225M 2
225M 4

571	5.2	707.8	5.8	160	225M 2
388	7.6	1041	5.9	160	225M 2
286	5.2	1413	3.3	160	225M 4
194	7.6	2078	3.3	160	225M 4
190	15.5	2123	2.8	190*	225M 2
190	15.5	2123	2.0	170*	225M 2
168	17.5	2399	2.7	190*	225M 2
168	17.5	2399	1.9	170*	225M 2
158	18.6	2555	2.8	190*	225M 2
158	18.6	2555	2.0	170*	225M 2
143	10.3	2817	2.7	160	225M 4
132	11.2	3068	3.4	180	225M 4
132	11.2	3068	2.4	160	225M 4
124	23.7	3251	2.7	190*	225M 2
124	23.7	3251	2.0	170*	225M 2
120	12.3	3357	3.1	180	225M 4
120	12.3	3357	2.2	160	225M 4
117	25.2	3463	2.6	190*	225M 2
117	25.2	3463	2.0	170*	225M 2
109	13.5	3695	2.7	180	225M 4
109	13.5	3695	1.9	160	225M 4
102	28.8	3951	2.3	190*	225M 2
102	28.8	3951	1.7	170*	225M 2
95	15.5	4240	1.5	190*	225M 4
95	15.5	4240	1.1	170*	225M 4
87	16.9	4641	2.1	180	225M 4
87	16.9	4641	1.6	160	225M 4
84	17.5	4789	1.5	190*	225M 4
84	17.5	4789	1.0	170*	225M 4
80	18.5	5054	1.5	160	225M 4
79	18.6	5101	1.5	190*	225M 4
79	18.6	5101	1.1	170*	225M 4
73	20.2	5530	1.9	180	225M 4
73	20.2	5530	1.4	160	225M 4
66	22.2	6086	1.7	180	225M 4
66	22.2	6086	1.2	160	225M 4
62	23.7	6492	1.5	190*	225M 4
62	23.7	6492	1.1	170*	225M 4
60	24.6	6743	1.4	180	225M 4
60	24.6	6743	1.0	160	225M 4
58	25.2	6915	1.4	190*	225M 4
58	25.2	6915	1.1	170*	225M 4
53	28.0	7673	0.7	160	225M 4
51	28.8	7888	1.3	190*	225M 4
51	28.8	7888	1.0	170*	225M 4
48	30.5	8355	0.9	180	225M 4
48	30.9	8451	1.2	190*	225M 4
48	30.9	8451	0.9	170*	225M 4
44	33.4	9143	0.9	180	225M 4
44	33.4	9143	0.7	160	225M 4
41	35.7	9777	1.1	190*	225M 4
41	35.7	9777	0.8	170*	225M 4
40	36.7	10062	0.9	180	225M 4
36	40.7	11149	0.9	180	225M 4
35	41.8	11456	0.9	190*	225M 4
35	41.8	11456	0.7	170*	225M 4
32	45.6	12476	0.8	190*	225M 4
30	49.8	13652	0.8	190*	225M 4
27	54.3	14867	0.7	190*	225M 4

1.7 Gearmotors performances

n_2 min ⁻¹	ir	T2 Nm	FS'	OM-OC	
----------------------------	----	----------	-----	-------	--

55 kW $n_1 = 2950 \text{ min}^{-1}$
 $n_1 = 1475 \text{ min}^{-1}$ 250M 2
250M 4

572	5.2	863.6	4.8	160*	250M 2
389	7.6	1270	4.8	160*	250M 2
286	5.2	1727	3.5	180	250M 4
286	5.2	1727	2.7	160*	250M 4
263	11.2	1875	3.6	160*	250M 2
241	12.3	2052	3.3	160*	250M 2
219	13.5	2258	2.9	160*	250M 2
194	7.6	2540	3.5	180	250M 4
194	7.6	2540	2.7	160*	250M 4
191	15.5	2591	2.3	190*	250M 2
174	16.9	2836	3.0	180	250M 2
174	16.9	2836	2.4	160*	250M 2
169	17.5	2927	2.2	190*	250M 2
160	18.5	3088	3.1	180	250M 2
160	18.5	3088	2.2	160*	250M 2
158	18.6	3117	2.3	190*	250M 2
143	10.3	3443	3.0	180	250M 4
143	10.3	3443	2.2	160*	250M 4
132	11.2	3750	2.8	180	250M 4
132	11.2	3750	2.0	160*	250M 4
124	23.7	3967	2.2	190*	250M 2
120	12.3	4103	2.6	180	250M 4
120	12.3	4103	1.8	160*	250M 4
117	25.2	4226	2.1	190*	250M 2
109	13.5	4516	2.2	180	250M 4
109	13.5	4516	1.6	160*	250M 4
102	28.8	4820	1.9	190*	250M 2
95	15.5	5182	1.2	190*	250M 4
87	16.9	5672	1.7	180	250M 4
87	16.9	5672	1.3	160*	250M 4
84	17.5	5853	1.2	190*	250M 4
80	18.5	6177	1.7	180	250M 4
80	18.5	6177	1.2	160*	250M 4
79	18.6	6235	1.3	190*	250M 4
73	20.2	6759	1.6	180	250M 4
73	20.2	6759	1.1	160*	250M 4
66	22.2	7439	1.4	180	250M 4
66	22.2	7439	1.0	160*	250M 4
62	23.7	7934	1.2	190*	250M 4
60	24.6	8242	1.2	180	250M 4
60	24.6	8242	0.8	160*	250M 4
58	25.2	8451	1.2	190*	250M 4
51	28.8	9641	1.0	190*	250M 4
48	30.9	10330	1.0	190*	250M 4
41	35.7	11950	0.9	190*	250M 4
35	41.8	14002	0.7	190*	250M 4
32	45.6	15248	0.7	190*	250M 4

N.B.

Tutte le potenze indicate si riferiscono alla potenza meccanica dei riduttori. Per i riduttori contrassegnati con (*) è opportuno effettuare la verifica della potenza limite termico secondo le indicazioni riportate nel par. A-1.5.

1.7 Leistungen der Getriebemotoren

n_2 min ⁻¹	ir	T2 Nm	FS'	OM-OC	
----------------------------	----	----------	-----	-------	--

75 kW $n_1 = 2975 \text{ min}^{-1}$
 $n_1 = 1470 \text{ min}^{-1}$ 280S 2
280S 4

577	5.2	1168	3.5	160*	280S 2
392	7.6	1717	3.6	160*	280S 2
285	5.2	2363	2.5	180*	280S 4
285	5.2	2363	1.9	160*	280S 4
266	11.2	2535	2.7	160*	280S 2
243	12.3	2774	3.4	180*	280S 2
243	12.3	2774	2.4	160*	280S 2
221	13.5	3053	2.9	180*	280S 2
221	13.5	3053	2.1	160*	280S 2
194	7.6	3475	2.5	180*	280S 4
194	7.6	3475	2.0	160*	280S 4
176	16.9	3835	2.3	180*	280S 2
176	16.9	3835	1.8	160*	280S 2
161	18.5	4176	2.3	180*	280S 2
161	18.5	4176	1.6	160*	280S 2
143	10.3	4711	2.2	180*	280S 4
143	10.3	4711	1.6	160*	280S 4
131	11.2	5130	2.0	180*	280S 4
131	11.2	5130	1.5	160*	280S 4
120	12.3	5614	1.9	180*	280S 4
120	12.3	5614	1.3	160*	280S 4
109	13.5	6179	1.6	180*	280S 4
109	13.5	6179	1.2	160*	280S 4
98	30.5	6904	1.0	180*	280S 2
98	30.5	6904	0.7	160*	280S 2
87	16.9	7761	1.2	180*	280S 4
87	16.9	7761	1.0	160*	280S 4
80	18.5	8451	1.2	180*	280S 4
80	18.5	8451	0.9	160*	280S 4
73	20.2	9248	1.1	180*	280S 4
73	20.2	9248	0.8	160*	280S 4
66	22.2	10178	1.0	180*	280S 4
66	22.2	10178	0.7	160*	280S 4
60	24.6	11277	0.8	180*	280S 4

NOTE.

The power indicated is based on the mechanical capacities of the gearboxes. For the gearboxes marked with (*) it is also necessary to obey the thermal capacity like shown on chapter A-1.5.

HINWEIS.

Die Leistungsangaben beziehen sich auf die mechanische Belasbarkeit der Getriebe. Bei den mit (*) gekennzeichneten Getrieben ist außerdem die thermische Leistungsgrenze zu beachten (s. Kap A-1.5).



C





1.8 Dimensioni

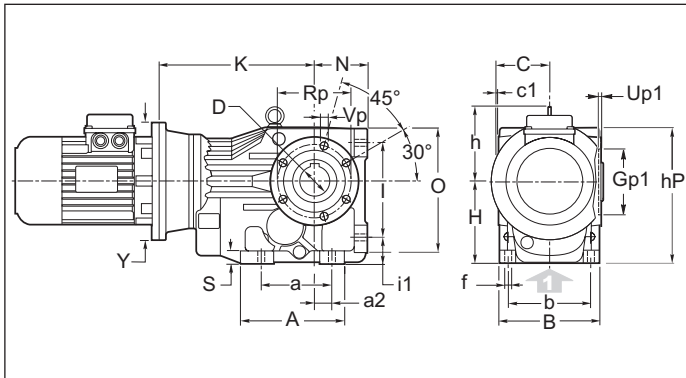
1.8 Dimensions

1.8 Abmessungen

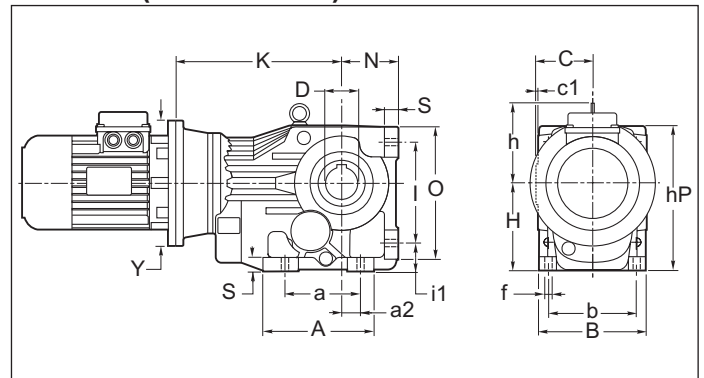
Dimensioni riduttori
Dimensions gearboxes
Abmessungen Getriebes

OM 63 - 71 - 90 - 112

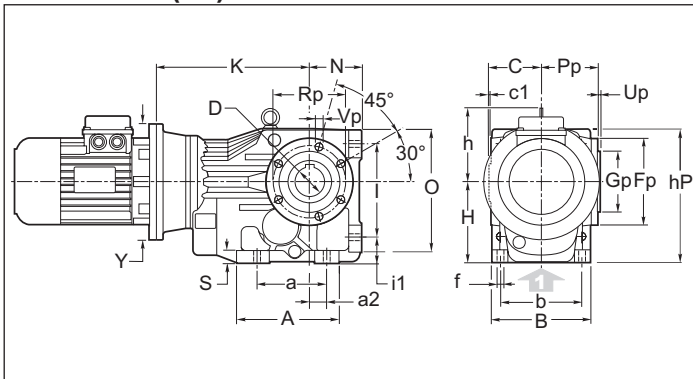
OMP (63)



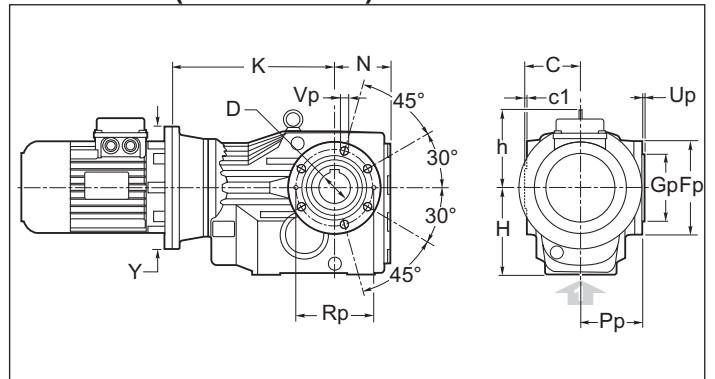
OMP (71 - 90 - 112)



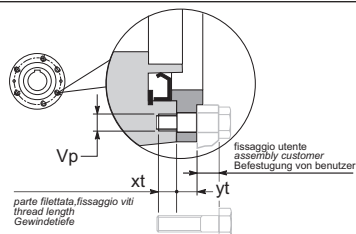
OMP P (63)



OMF P (71 - 90 - 112)



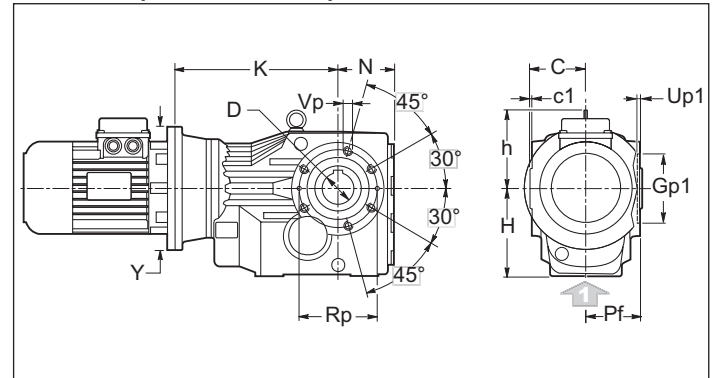
Particolare dei fori nella Flangia - "P"
Detail holes of the flange - "P"



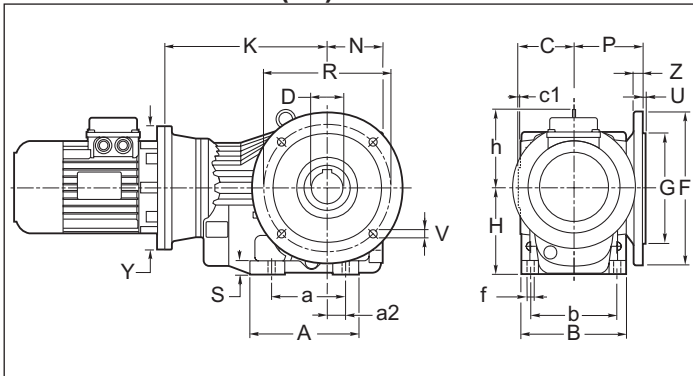
Per il fissaggio al riduttore con i fori "Vp" considerare la lunghezza delle viti adeguate, e che la quota "yt" non è filettata (vedi disegno).
When P-flange is used please consider that the threads "Vp" are in gearbox and that distance "yt" does not have a thread (see drawing).
Bei Verwendung des P-Flanges ist zu beachten, daß sich die Gewinde im Getriebegehäuse befinden und daß Maß "yt" kein Gewinde besitzt. Details siehe Zeichnung.

	Vp	xt	yt
63	N°6 M6	12	11,5
71	N°6 M8	15	11
90	N°6 M12	18	12
112	N°6 M14	23	14

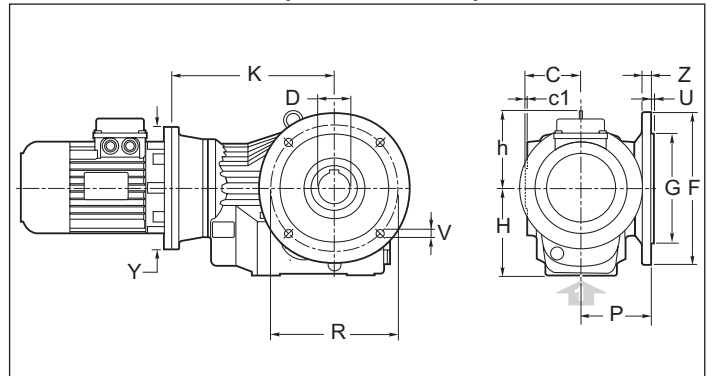
OMF (71 - 90 - 112)



OMP F1 - F2 (63)



OMF F1 - F2 (71 - 90 - 112)





1.8 Dimensioni

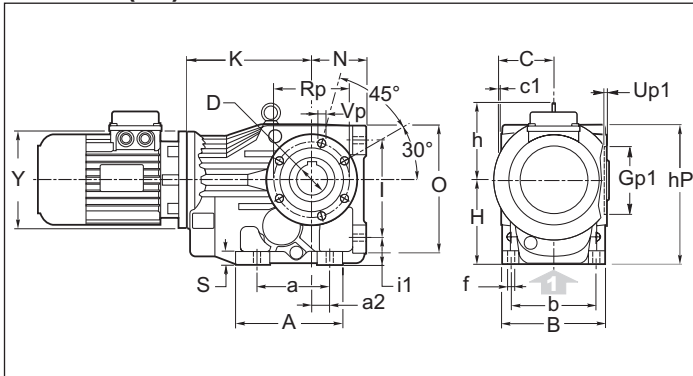
1.8 Dimensions

1.8 Abmessungen

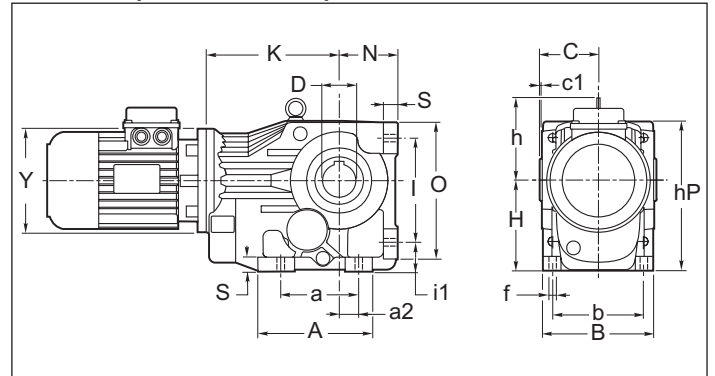
Dimensioni riduttori
Dimensions gearboxes
Abmessungen Getriebes

OC 63 - 71 - 90 - 112

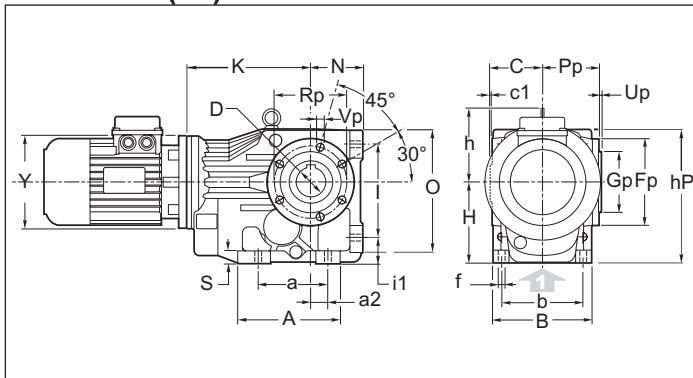
OCP (63)



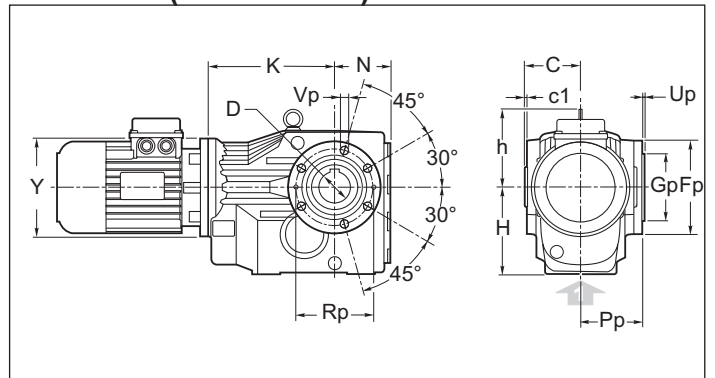
OCP (71 - 90 - 112)



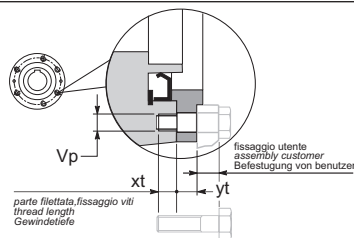
OCP P (63)



OCF P (71 - 90 - 112)



Particolari dei fori nella Flangia P
Detail of the flange P holes

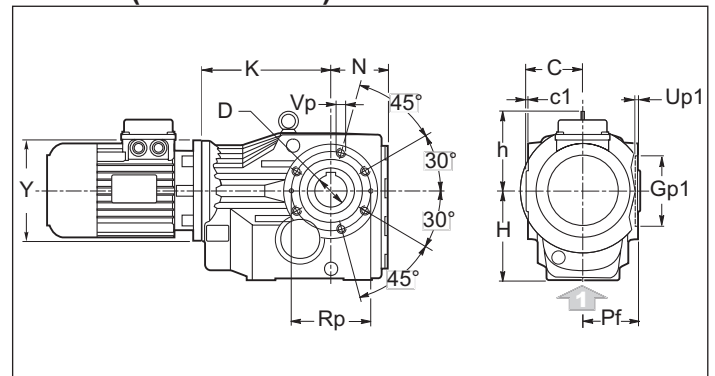


Per il fissaggio al riduttore con i fori "Vp" considerare la lunghezza delle viti adeguate, e che la quota "yt" non è filettata (vedi disegno).
When P-flange is used please consider that the threads "Vp" are in gearbox and that distance "yt" does not have a thread (see drawing).

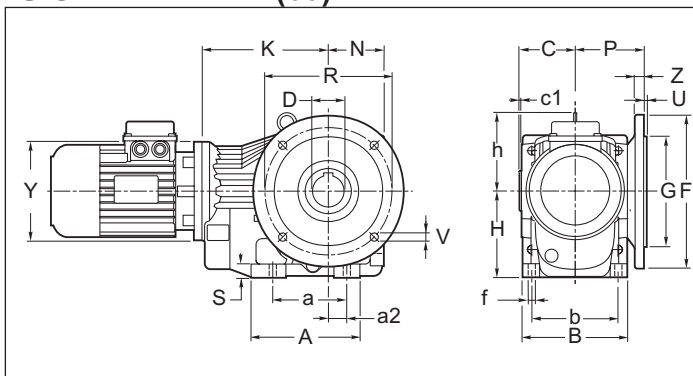
Bei Verwendung des P-Flansches ist zu beachten, daß sich die Gewinde im Getriebegehäuse befinden und daß Maß "yt" kein Gewinde besitzt. Details siehe Zeichnung.

	Vp	xt	yt
63	N°6 M6	12	11,5
71	N°6 M8	15	11
90	N°6 M12	18	12
112	N°6 M14	23	14

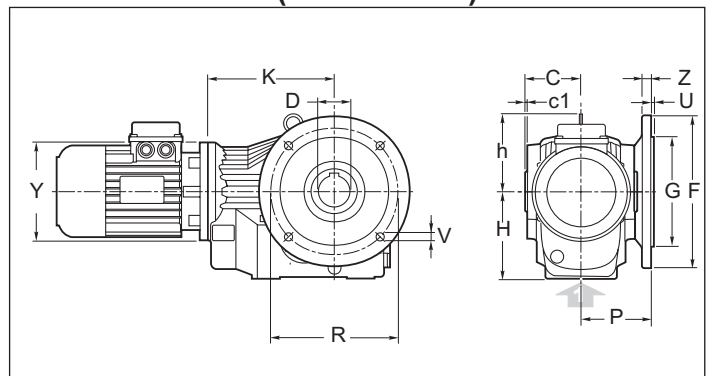
OCF (71 - 90 - 112)



OCP F1 - F2 (63)



OCF F1 - F2 (71 - 90 - 112)





1.8 Dimensioni

1.8 Dimensions

1.8 Abmessungen

OC.	a	A	a2	b	B	C	c1	D H7	f	h	H	hP	I	i1	N	O	Pf	S
63	110	147	28	100	120	60	2,5	30 (25) (28)	11	100	100	170	115	32	63	150	57.5	14
71	130	165	65	120	142	75	3	35 (30) (32)	11	108	112	183	130	37	71	170	72	18
90	120	182	30	140	170	90	3.5	40 (42) (45) (48)	14	129	140	232	160	45	90	212	86.5	22
112	150	215	40	165	200	105	4	50 (55)	17.5	151	180	294	200	55	112	264	101	25

OC.	Gp g6	Gp1 H7	Fp	Pp	Rp	Up	Up1	Vp	F		G g6	P	R	U	V	Z
									F1	F2						
63	80	75	105	69	90	3	3.5	N°6 M6x12	F1	160	110	84	130	3.5	N°4 φ 9	10
									F2	-						
71	80	80	120	83	100	3	3.5	N°6 M8x15	F1	200	130	100	165	3.5	N°4 φ 11	12
									F2	160						
90	105	100	150	98.5	125	3.5	3.5	N°6 M12x18	F1	250	180	113	215	4	N°4 φ 13.5	15
									F2	-						
112	125	125	175	115	150	3.5	4	N°6 M14x18	F1	300	230	142	265	4	N°4 φ 13.5	16
									F2	-						

OC.	63		71		90		112	
	Y	K	Y	K	Y	K	Y	K
		140	154	140	178	160	205	200

PARTICOLARE CORPO IN VERSIONE FLANGIATA

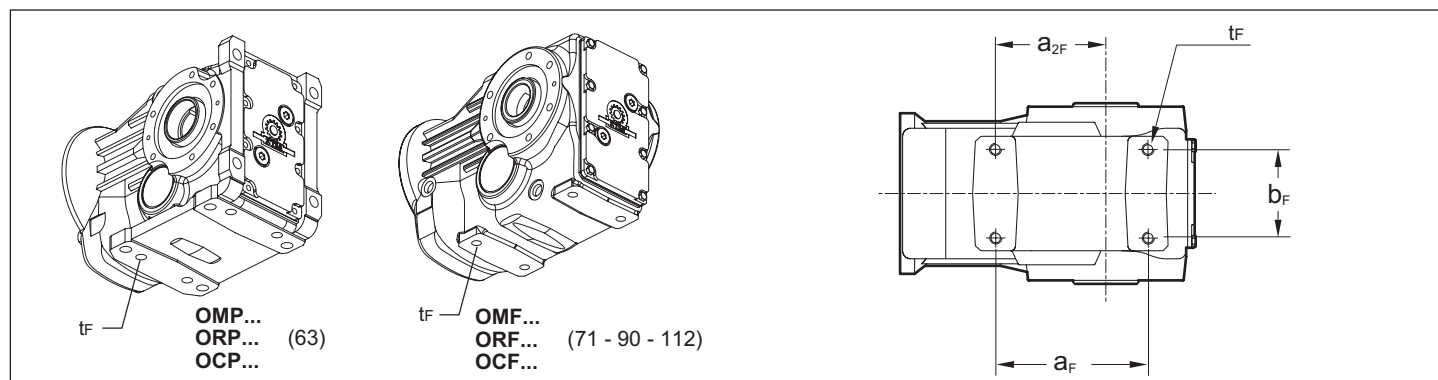
DETAIL OF THE FLANGED GEARCASE

DETAIL DES GÉHÄUSES MIT ABTRIEBSFLANSCH

Per un fissaggio del riduttore si possono utilizzare anche i 4 fori "t_F" nel piano inferiore del corpo flangiato con interasse X e Z.

For the gearbox fixing also the 4 threads "t_F" in the lower part of the flanged gearcase with dimensions X and Z can be used

Auch die vier Gewinde "t_F", welche sich im unteren Teil des Gehäuses befinden (mit den Maßen X und Z), können zur Montage des Getriebes verwendet werden.



	t _F	b _F	a _F	a _{2F}
63	N°4 M10 x 15	60	117	82
71	N°4 M10 x 15	70	140	100
90	N°4 M12 x 20	88	152	110
112	N°4 M16 x 24	102	170	122



1.8 Dimensioni

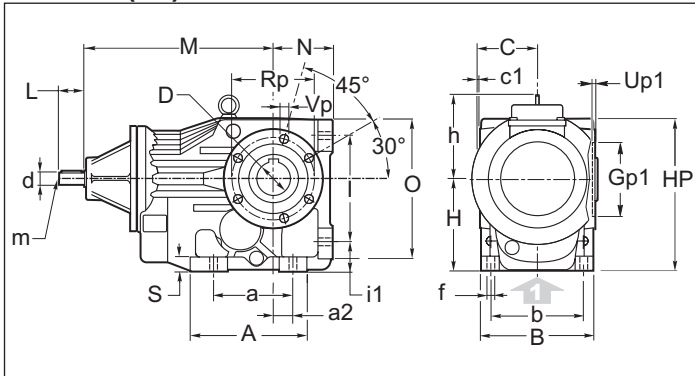
1.8 Dimensions

1.8 Abmessungen

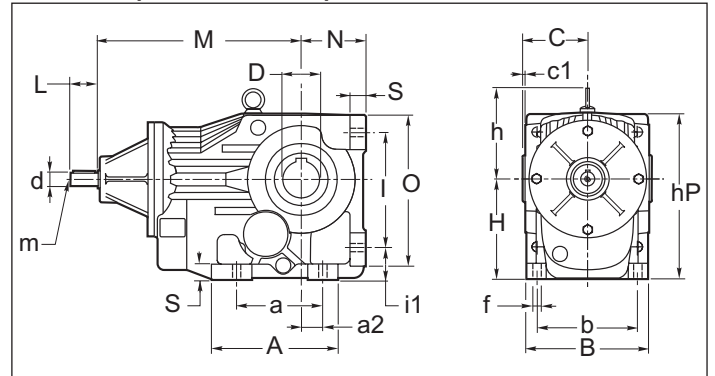
Dimensioni riduttori
Dimensions gearboxes
Abmessungen Getriebes

OR 63 - 71 - 90 - 112

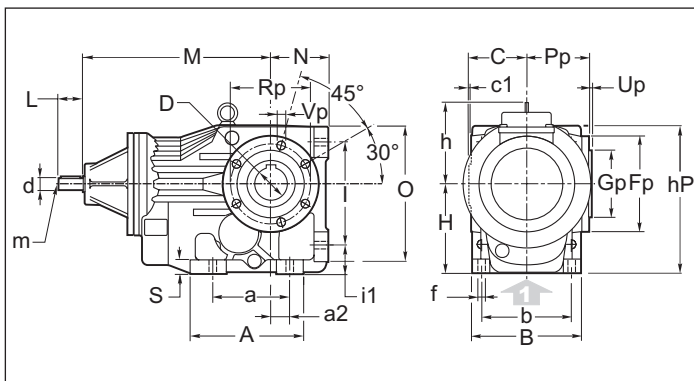
ORP (63)



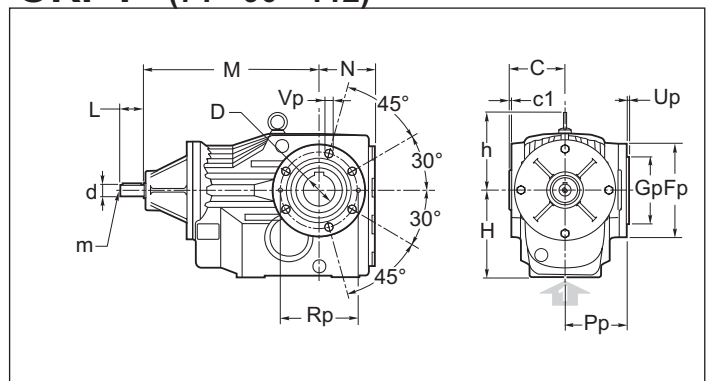
ORP (71 - 90 - 112)



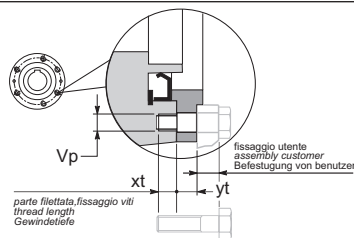
ORP P (63)



ORF P (71 - 90 - 112)



Particolari dei fori nella Flangia P
Detail of the flange P holes

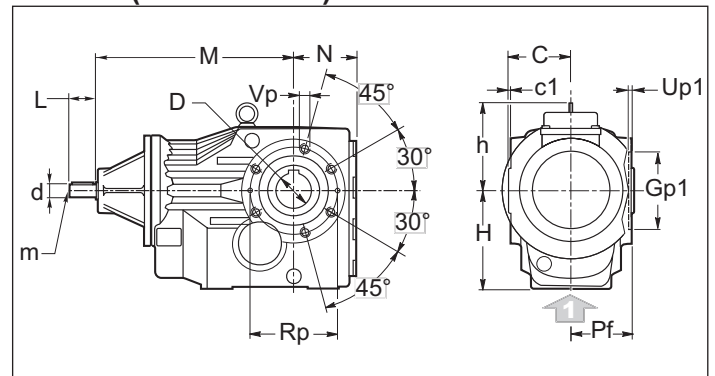


Per il fissaggio al riduttore con i fori "Vp" considerare la lunghezza delle viti adeguate, e che la quota "yt" non è filettata (vedi disegno).
When P-flange is used please consider that the threads "Vp" are in gearcase and that distance "yt" does not have a thread (see drawing).

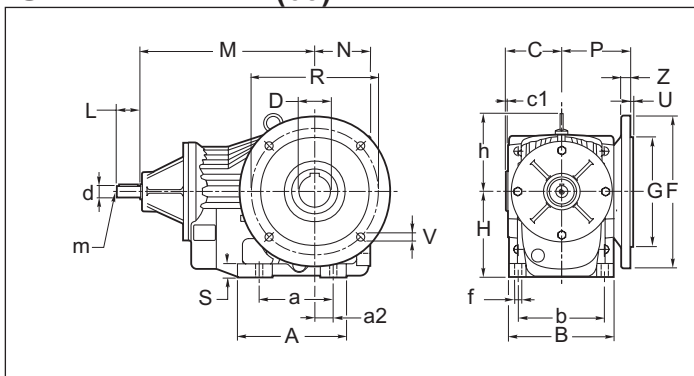
Bei Verwendung des P-Flansches ist zu beachten, daß sich die Gewinde im Getriebegehäuse befinden und daß Maß "yt" kein Gewinde besitzt. Details siehe Zeichnung.

	Vp	xt	yt
63	N°6 M6	12	11,5
71	N°6 M8	15	11
90	N°6 M12	18	12
112	N°6 M14	23	14

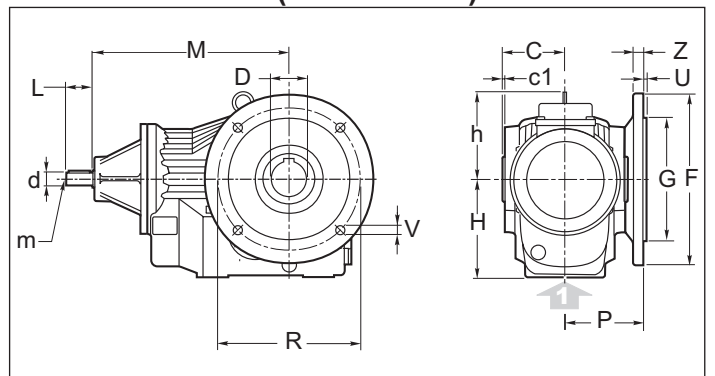
ORF (71 - 90 - 112)



ORP F1 - F2 (63)



ORF F1 - F2 (71 - 90 - 112)





1.8 Dimensioni

1.8 Dimensions

1.8 Abmessungen

OR.	a	A	a2	b	B	C	c1	D H7	d j6	f	h	H	hP	I	i1	L	m	M	N	O	Pf	S
63	110	147	28	100	120	60	2,5	30 (25) (28)	16	11	100	100	170	115	32	40	M6	222.5	63	150	57.5	14
71	130	165	35	120	142	75	3	35 (30) (32)	16	11	108	112	183	130	37	40	M6	246	71	170	72	18
90	120	182	30	140	170	90	3.5	40 (42) (45) (48)	19	14	129	140	232	160	45	40	M6	283	90	212	86.5	22
112	150	215	40	165	200	105	4	50 (55)	24	17.5	151	180	294	200	55	50	M8	328	112	264	101	25

OR.	Gp g6	Gp1 H7	Fp	Pp	Rp	Up	Up1	Vp	F		G g6	P	R	U	V	Z
									F1	F2						
63	80	75	105	69	90	3	3.5	N°6 M6x12	F1	160	110	84	130	3.5	N°4 φ 9	10
									F2	-	-					
71	80	80	120	83	100	3	3.5	N°6 M8x15	F1	200	130	100	165	3.5	N°4 φ 11	12
									F2	160	110					
90	105	100	150	98.5	125	3.5	3.5	N°6 M12x18	F1	250	180	113	215	4	N°4 φ 13.5	15
									F2	-	-					
112	125	125	175	115	150	3.5	4	N°6 M14x18	F1	300	230	142	265	4	N°4 φ 13.5	16
									F2	-	-					

PARTICOLARE CORPO IN VERSIONE FLANGIATA

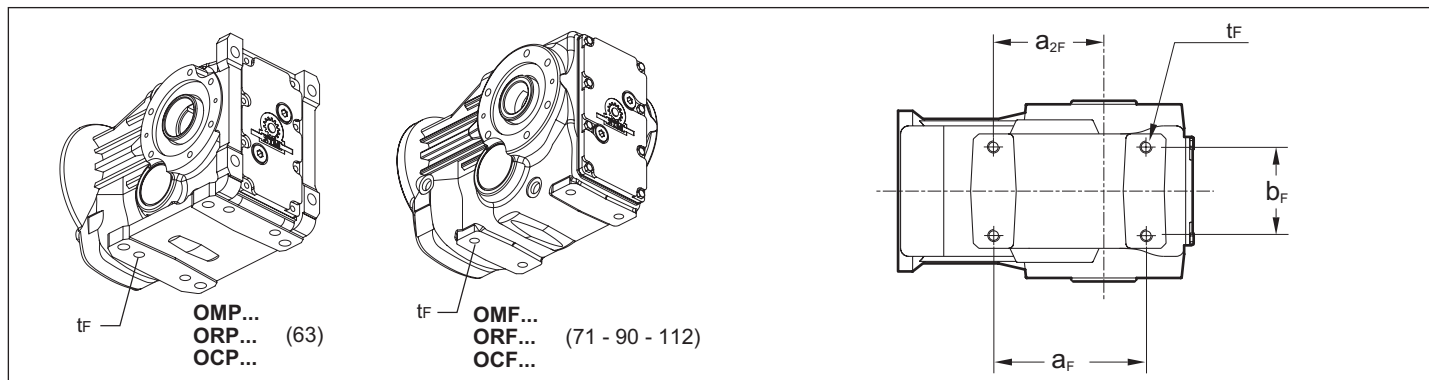
Per un fissaggio del riduttore si possono utilizzare anche I 4 fori "t_F" nel piano inferiore del corpo flangiato.

DETAIL OF THE FLANGED GEARCASE

For the gearbox fixing also the 4 threads "t_F" in the lower part of the flanged gearcase can be used.

DETAIL DES GEHÄUSES MIT ABTRIEBSFLANSCH

Auch die vier Gewinde "t_F", welche sich im unteren Teil des Gehäuses befinden, können zur Montage des Getriebes verwendet werden.



	t _F	b _F	a _F	a _{2F}
63	N°4 M10 x 15	60	117	82
71	N°4 M10 x 15	70	140	100
90	N°4 M12 x 20	88	152	110
112	N°4 M16 x 24	102	170	122



1.8 Dimensioni

1.8 Dimensions

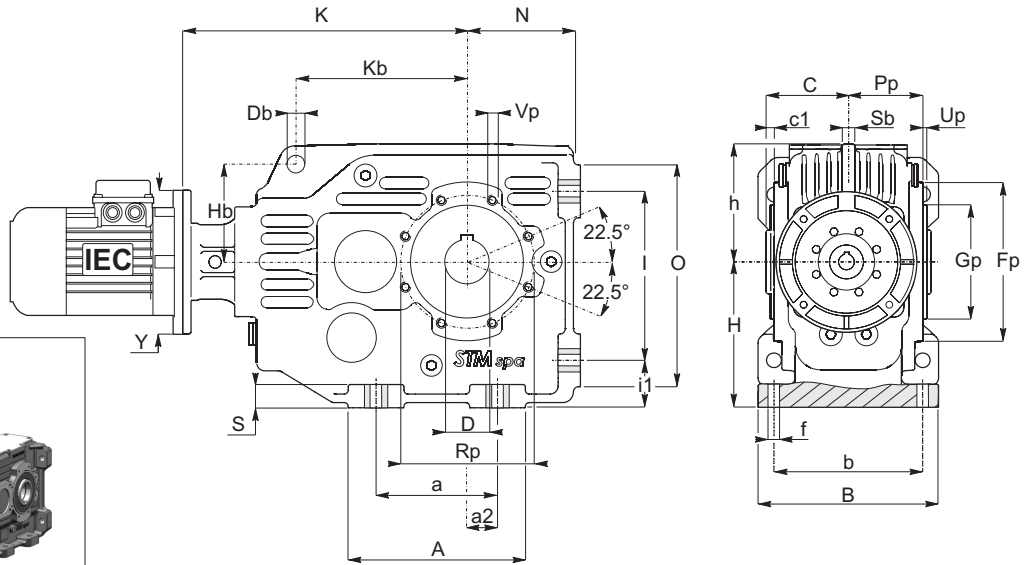

1.8 Abmessungen

Dimensioni riduttori
Dimensions gearboxes
Abmessungen Getriebes

OM 80-100-125-140-160-180

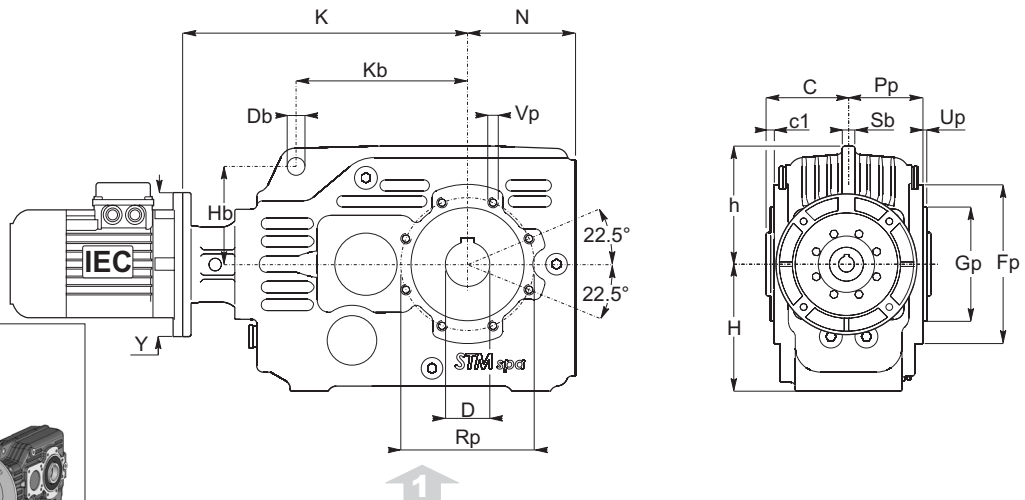

OMP

80-100
125-140
160-180



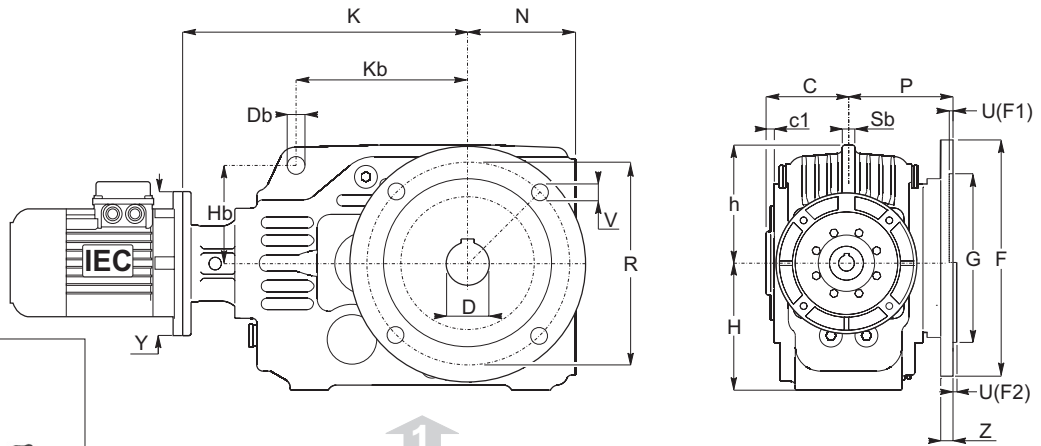

OMF

80-100
125-140
160-180



OMF F1-F2

80-100
125-140
160-180





1.8 Dimensioni

1.8 Dimensions

1.8 Abmessungen

OM	a	A	a2	b	B	C	c1	D H7	f	h	H		i1	I	N		O	S	Db	Kb	Hb	Sb
											OM F	OM P			OM F	OM P						
80	*					65	6,5	32 (30) (35)	*	93	100	*		85,5	*			13	135	77	10	
100	120	175	30	140	170	77,5	7,0	45 (40) (50)	14	113	120	140	45	160	105,5	112	210	22	13	170	95	13
125	150	215	40	165	200	90	9,0	55 (50) (60)	18	140	145	180	55	200	140,5	132	265	25	16	215	118	15
140	270	325	90	210	260	110	6,5	70 (60)	22	182	190	212	62	260	175,5	160	315	26	26	275	150	18
160	315	378	110	240	290	151	6	90	22	198	190	245	55	295	193	200	355	30	26	290	155	18
180	355	425	125	270	330	170	5	100	26	209	206	275	75	325	208	225	395	35	32	320	155	25

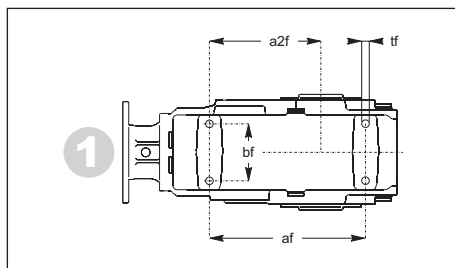
OM	Gp	Fp	Pp	Rp	Up	Vp		F		G F8	P	R	U	V	Z
								F1	F2	F1	F1	F1	F1	F1	F1
80	90 - g6	125	58,5	105	3	M8	<p>Only-Size 160-180</p>	F1	200	130	100	165	4,5	N°4 ø11	11
100	110 - g6	150	70,5	125	3	M8		F1	250	180	125	215	5	N°4 ø13	14
125	135 - g6	180	81,0	150	3	M10		F1	300	230	150	265	5	N°4 ø15	16
								F2	350	250 (g6)	150	300	5	N°4 ø18	18
140	170 - g6	230	103,5	200	4	M12		F1	350	250	180	300	6	N°4 ø17	25
								F1	400	300	183,5	350	5	N°4 ø 18	18
160	180 - H7	280	145	225	7	M 16		F2	450	350	183,5	400	5	N°8 ø 18	25
								F3	350	250	183,5	300	5	N°4 ø18	20
180	200 - H7	302	165	250	7	M 18		F1	550	450	221	500	5	N°8 ø 18	25

OM	IEC	Y	80	100	125	140	160	180
			K	K	K	K	K	K
OM	71 B5	160	244	-	-	-	-	-
	80 B5	200	244	311	362	411	-	-
	80 B14	120	244	-	-	-	-	-
	90 B5	200	244	311	362	411	-	-
	90 B14	140	244	-	-	-	-	-
	100-112 B5	250	244	311	362	411	-	-
	100-112 B14	160	244	-	-	-	-	-
	132 B5	300	-	311	362	411	495	533
	132 B14	200	-	-	-	-	-	-
	160 B5	350	-	-	405	469	504	542
	180 B5	350	-	-	405	469	504	542
	200 B5	400	-	-	-	474	509	547
	225 B5	450	-	-	-	-	550.25	588.25
	250 B5	550	-	-	-	-	550.25	588.25
280 B5	550	-	-	-	-	550.25	588.25	

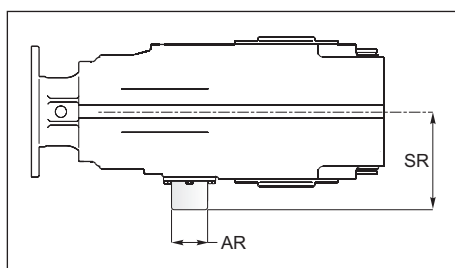
Le dimensioni K si riferiscono alle combinazioni albero/flangia B5 e B14, standard. Per le dimensioni relative a combinazioni albero/flangia arichiesta, contattare il ns. servizio tecnico.

The K dimensions refer to the standard B5 and B14 shaft/flange combinations. As far as the dimensions of shaft/flange combinations on request are concerned, please contact our technical department.

Die Maße K beziehen sich auf die Kombinationen Welle/Flansch B5 und B14 Standard. Hinsichtlich der Maße von Kombinationen Welle/Flansch auf Anfrage wenden Sie sich bitte an unseren technischen Kundendienst.



Particolare corpo in versione flangiata / Detail of the flanged gearcase Detail des géhäuses mit abtriebsflansch				
OM	af	a2f	bf	tf
80	175	125	64	M10
100	230	159	73	M12
125	300	210	88	M14
140	390	270	130	M18
160	-	-	-	-
180	-	-	-	-



Antiretro / Backstop Device / Rücklaufperre		
	AR	SR
80	50	72
100	55	93,5
125	60	110
140	80	124,5
160	118	210
180	130	251

*Contattare il ns. servizio tecnico / Contact our technical dept / Wenden Sie sich an unseren technischen Service



1.8 Dimensioni

1.8 Dimensions

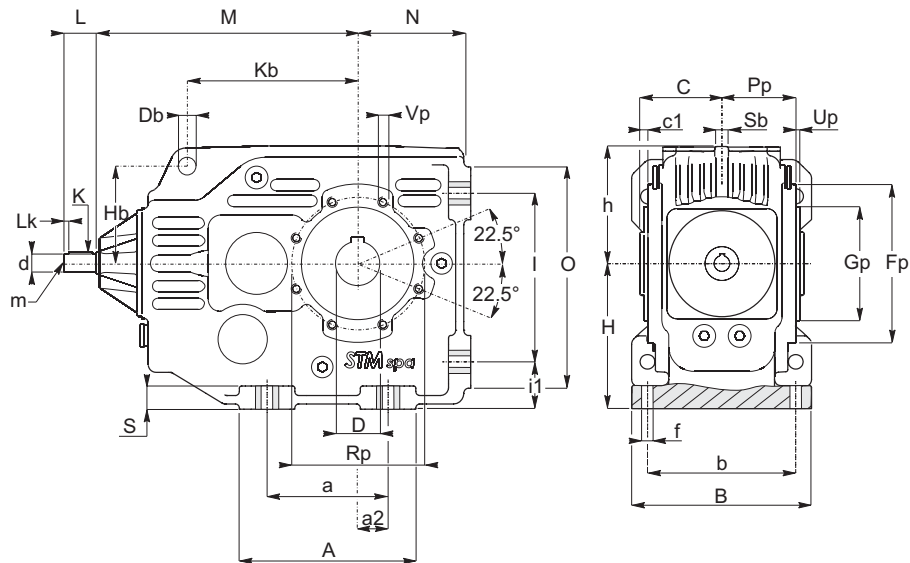

1.8 Abmessungen

Dimensioni riduttori
Dimensions gearboxes
Abmessungen Getriebes

OR 80-100-125-140-160-180

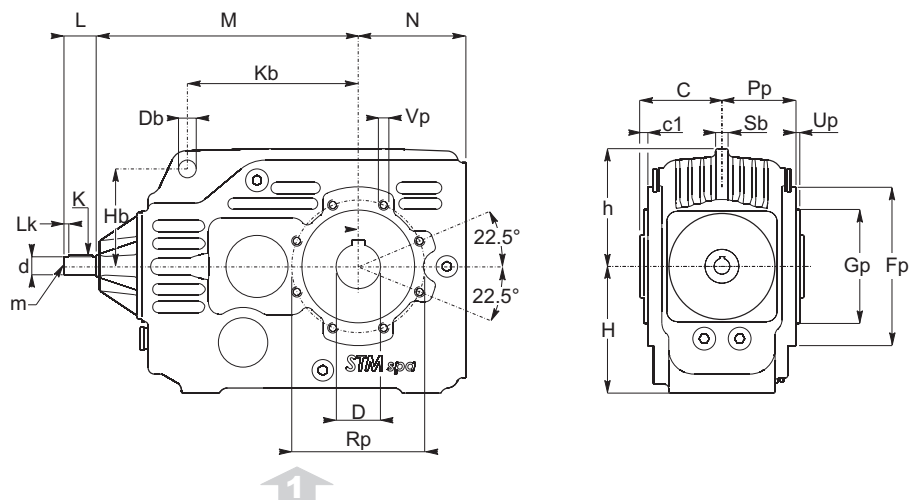
ORP

80-100
125-140
160-180



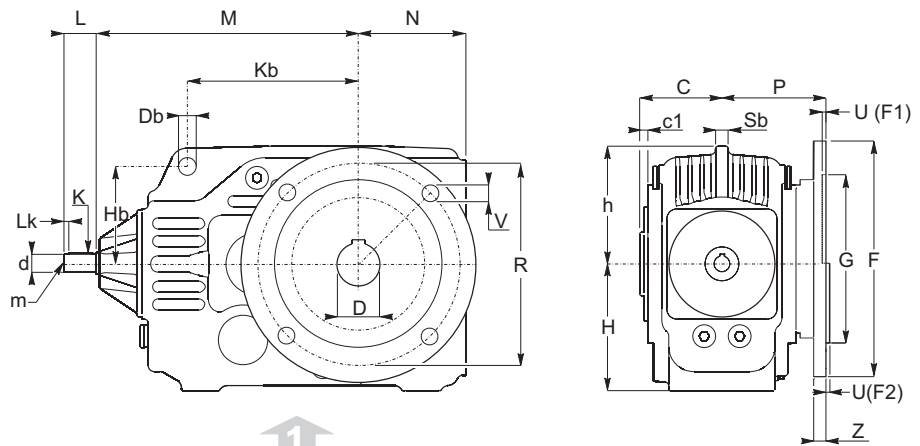

ORF

80-100
125-140
160-180



ORF
F1-F2

80-100
125-140
160-180





1.8 Dimensioni

1.8 Dimensions

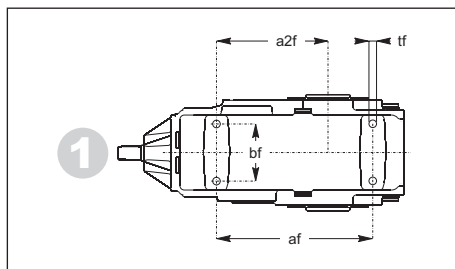
1.8 Abmessungen

OM	a	A	a2	b	B	C	c1	D H7	f	h	H		i1	I	N		O	S	Db	Kb	Hb	Sb
											OM F	OM P			OMF	OMP						
80	*					65	6,5	32 (30) (35)	*	93	100	*		85,5	*				13	135	77	10
100	120	175	30	140	170	77,5	7,0	45 (40) (50)	14	113	120	140	45	160	105,5	112	210	22	13	170	95	13
125	150	215	40	165	200	90	9,0	55 (50) (60)	18	140	145	180	55	200	140,5	132	265	25	16	215	118	15
140	270	325	90	210	260	110	6,5	70 (60)	22	182	190	212	62	260	175,5	160	315	26	26	275	150	18
160	315	378	110	240	290	151	6	90	22	198	190	245	55	295	193	200	355	30	26	290	155	18
180	355	425	125	270	330	170	5	100	26	209	206	275	75	325	208	225	395	35	32	320	155	25

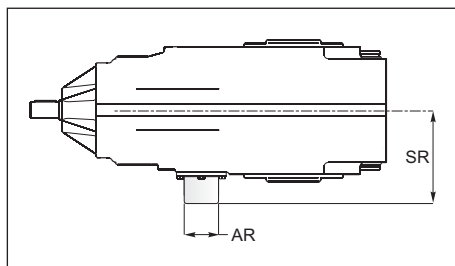
OM	Gp	Fp	Pp	Rp	Up	Vp		F		G F8	P	R	U	V	Z
								F1							
80	90 - g6	125	58,5	105	3	M8		F1	200	130	100	165	4,5	N°4 ø11	11
100	110 - g6	150	70,5	125	3	M8		F1	250	180	125	215	5	N°4 ø13	14
125	135 - g6	180	81,0	150	3	M10		F1	300	230	150	265	5	N°4 ø15	16
								F2	350	250 (g6)	150	300	5	N°4 ø18	18
140	170 - g6	230	103,5	200	4	M12		F1	350	250	180	300	6	N°4 ø17	25
								F1	400	300	183.5	350	5	N°4 ø 18	18
160	180 - H7	280	145	225	7	M 16		F2	450	350	183.5	400	5	N°8 ø 18	25
								F3	350	250	183.5	300	5	N°4 ø18	20
180	200 - H7	302	165	250	7	M 18		F1	550	450	221	500	5	N°8 ø 18	25

Only-Size 160-180

OR	d	m	M	K	Lk	L
80	19 j6	M6	210	6x6x30	5	40
100	24 j6	M8	260	8x7x40	5	50
125	28 j6	M8	317	8x7x50	5	60
140	38 k6	M10	400	10x8x70	5	80
160	48 j6	M12	480	14x9x100	5	110
180	55 j6	M12	518	16x10x100	5	110



Particolare corpo in versione flangiata / Detail of the flanged gearcase Detail des gehäuses mit abtriebsflansch				
OM	af	a2f	bf	tf
80	175	125	64	M10
100	230	159	73	M12
125	300	210	88	M14
140	390	270	130	M18
160	-	-	-	-
180	-	-	-	-



Antiretro / Backstop Device / Rücklaufperre		
	AR	SR
80	50	72
100	55	93,5
125	60	110
140	80	124,5
160	118	210
180	130	251

*Contattare il ns. servizio tecnico / Contact our technical dept / Wenden Sie sich an unseren technischen Service



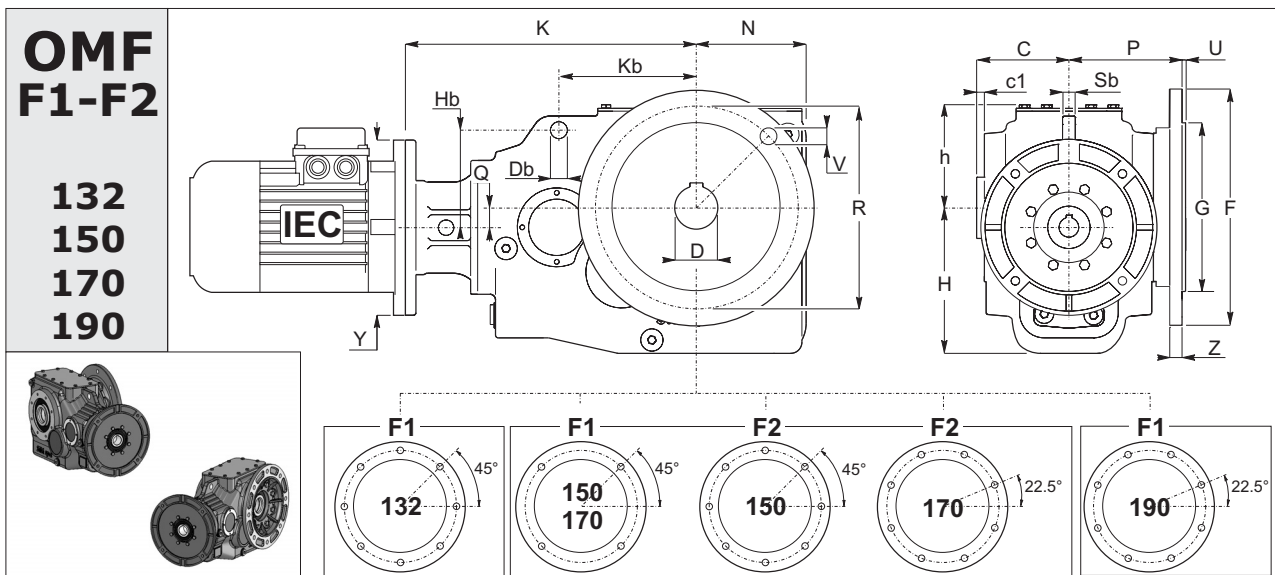
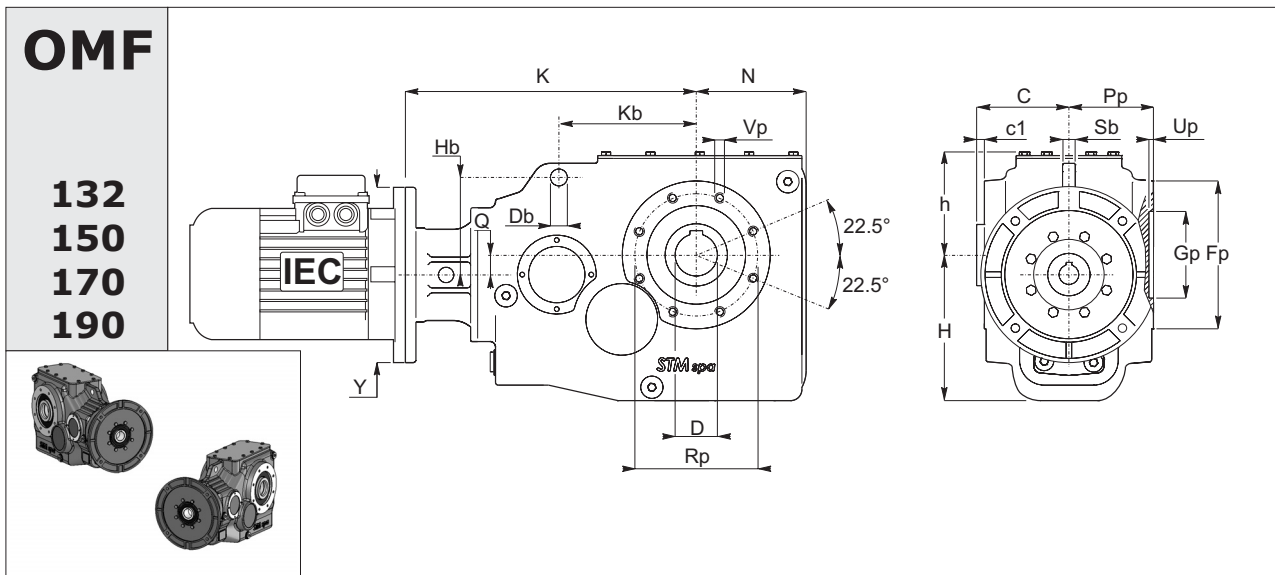
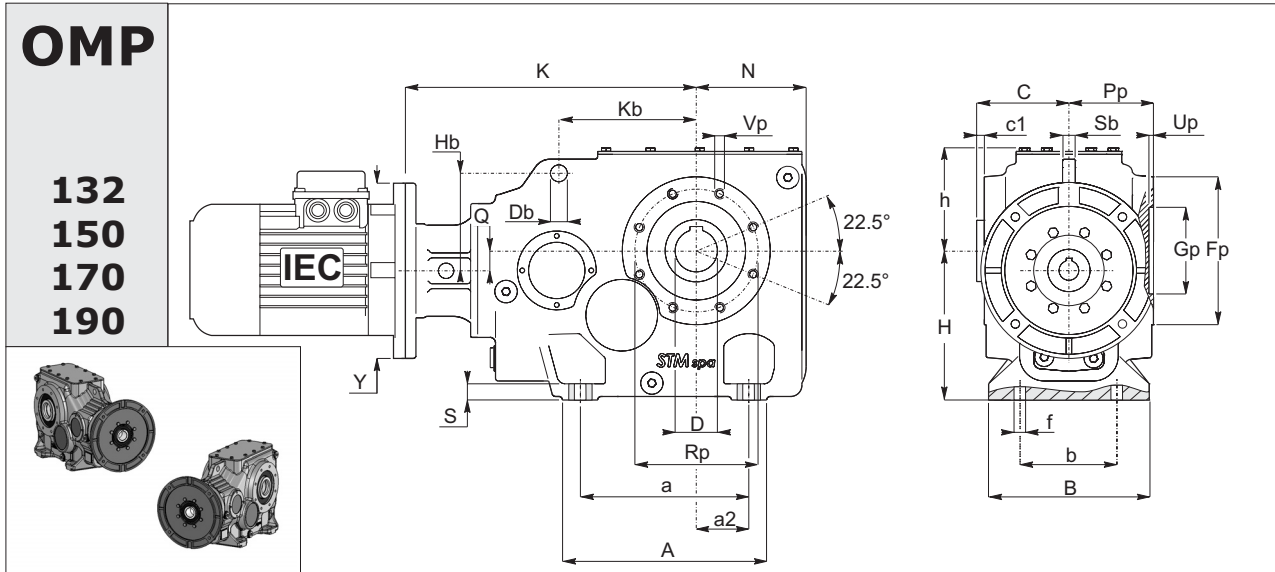
1.8 Dimensioni

1.8 Dimensions

1.8 Abmessungen

Dimensioni riduttori
Dimensions gearboxes
Abmessungen Getriebes

OM 132-150-170-190





1.8 Dimensioni

1.8 Dimensions

1.8 Abmessungen

OM	a	A	a2	b	B	C	c1	D H7	f	h	H		N	Q	S	Db	Kb	Hb	Sb
											OMP	OMF							
132	240	290	75	190	228	121	1	60 (70)	22	147	212	207	156	28	23	24	195	138	18
150	270	325	90	210	255	137	4.5	70 (80)	22	170	245	240	183	30	27	26	220	155	22
170	315	375	110	240	280	151	6	90	22	188	275	270	210	35	30	32	240	175	25
190	355	425	125	270	320	170	5	100	26	208.5	315	308	236	38	35	38	276	155	30

OM	Gp H7	Fp	Pp	Rp	Up	Vp	F		G	P	R	U	V	Z
							F1		g6					
132	140	210	120	175	7	N° 8 M12 x 24	F1	350	250	160	300	5	N° 8 φ 18	17
150	160	240	132.5	200	7	N° 8 M14 x 28	F1	400	300	174.5	350	5	N° 4 φ 18	18
							F2	450	350	174.5	400	5	N° 8 φ 19	18
170	180	275	145	225	7	N° 8 M16 x 32	F1	400	300	183.5	350	5	N° 4 φ 18	18
							F2	450	350	183.5	400	5	N° 8 φ 18	25
							F3	350	250	183.5	300	5	N° 4 φ 18	20
190	200	310	165	250	7	N° 8 M18 x 36	F1	550	450	221	500	5	N° 8 φ 19	25

OM	IEC B5 IEC B14	132		150		170		190	
		Y	K	Y	K	Y	K	Y	K
	90	200	413	-	-	-	-	-	-
	100-112	250	413	250	455	250	484.5	-	-
	132	300	413	300	453	300	482.5	300	527.4
	160-180	350	456	350	512	350	562.5	350	586.4
	200	-	-	400	517	400	567.6	400	591.4
	225	-	-	-	-	450	576.5	450	632.4
	250	-	-	-	-	-	-	550	632.4

Le dimensioni K si riferiscono alle combinazioni albero/flangia B5 e B14, standard. Per le dimensioni relative a combinazioni albero/flangia arichiesta, contattare il ns. servizio tecnico.

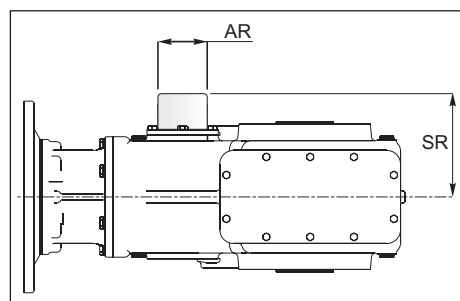
The K dimensions refer to the standard B5 and B14 shaft/flange combinations. As far as the dimensions of shaft/flange combinations on request are concerned, please contact our technical department.

Die Maße K beziehen sich auf die Kombinationen Welle/Flansch B5 und B14 Standard. Hinsichtlich der Maße von Kombinationen Welle/Flansch auf Anfrage wenden Sie sich bitte an unseren technischen Kundendienst.

Antiretro:

backstop device:

Rücklaufperre:



	AR	SR
132	80	155
150	90	178.5
170	100	181.75
190	110	199



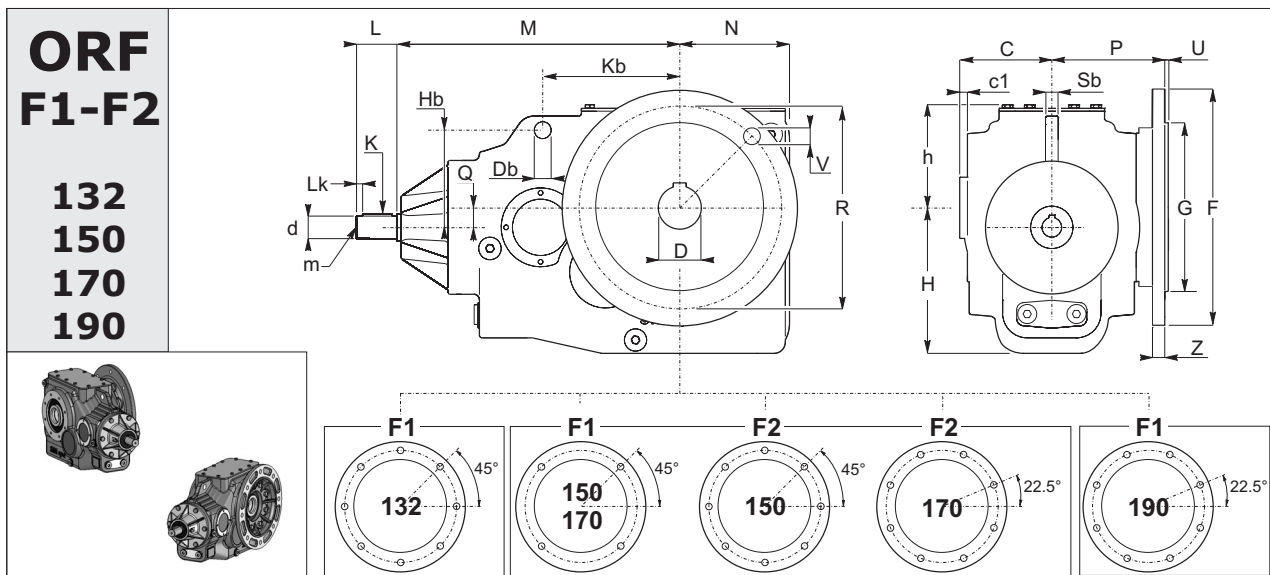
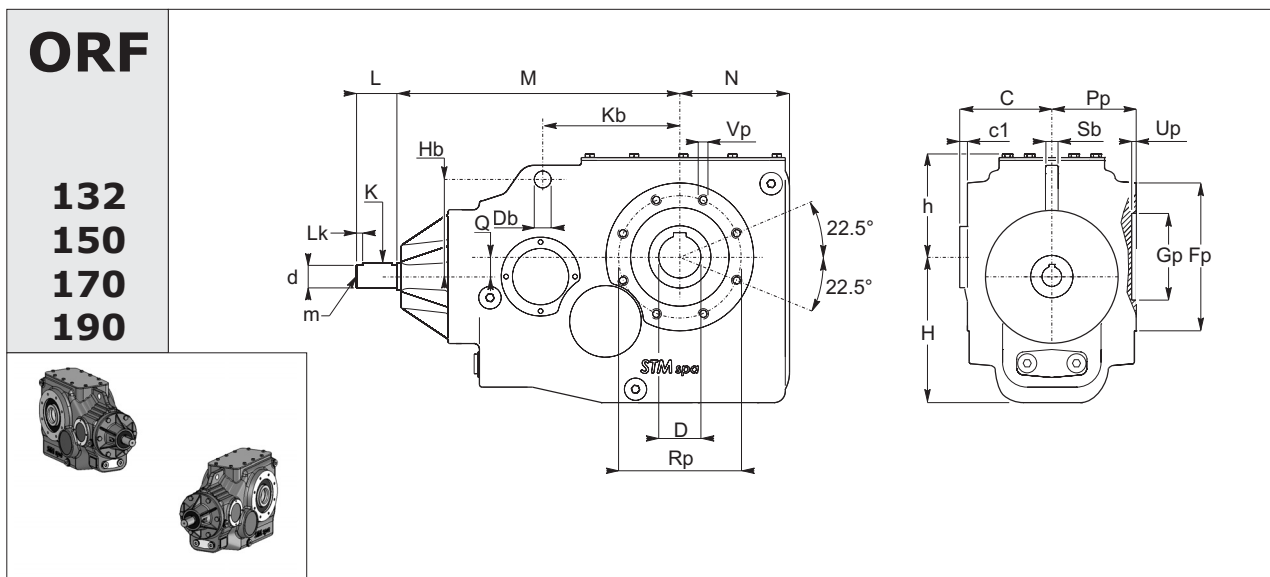
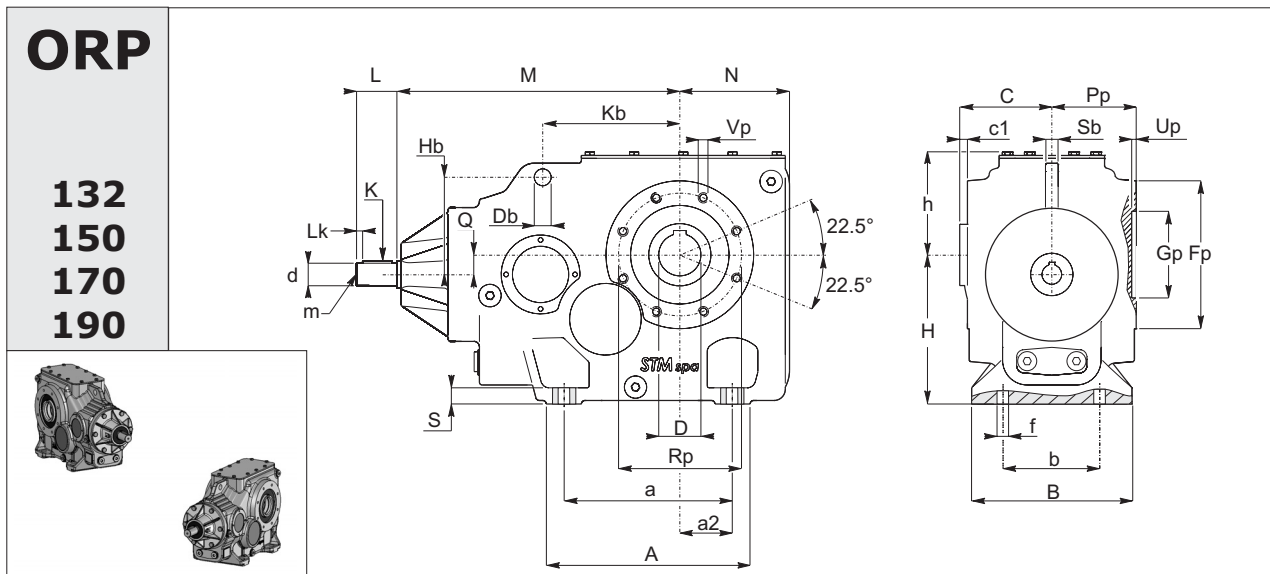
1.8 Dimensioni

1.8 Dimensions

1.8 Abmessungen

Dimensioni riduttori
Dimensions gearboxes
Abmessungen Getriebes

OR 132-150-170-190





1.8 Dimensioni

1.8 Dimensions

1.8 Abmessungen

OR	a	A	a2	b	B	C	c1	D H7	f	h	H		N	Q	S	Db	Kb	Hb	Sb
											ORP	ORF							
132	240	290	75	190	228	121	1	60 (70)	22	147	212	207	156	28	23	24	195	138	18
150	270	325	90	210	255	137	4.5	70 (80)	22	170	245	240	183	30	27	26	220	155	22
170	315	375	110	240	280	151	6	90	22	188	275	270	210	35	30	32	240	175	25
190	355	425	125	270	320	170	5	100	26	208.5	315	308	236	38	35	38	276	155	30

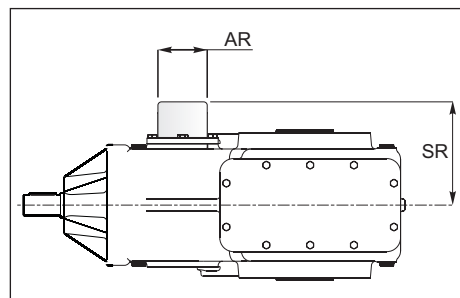
OM	Gp H7	Fp	Pp	Rp	Up	Vp	F		G	P	R	U	V	Z
							F1	F2	g6					
132	140	210	120	175	7	N° 8 M12 x 24	F1	350	250	160	300	5	N° 8 φ 18	17
150	160	240	132.5	200	7	N° 8 M14 x 28	F1	400	300	174.5	350	5	N° 4 φ 18	18
							F2	450	350	174.5	400	5	N° 8 φ 19	18
170	180	275	145	225	7	N° 8 M16 x 32	F1	400	300	183.5	350	5	N° 4 φ 18	18
							F2	450	350	183.5	400	5	N° 8 φ 18	25
							F3	350	250	183.5	300	5	N° 4 φ 18	20
190	200	310	165	250	7	N° 8 M18 x 36	F1	550	450	221	500	5	N° 8 φ 19	25

OR	d j6	m	M	K	Lk	L
132	32	M10	390	10x8x50	5	60
150	42	M12	445	12x8x70	5	80
170	50	M16	495	14x9x90	5	100
190	60	M12	550	18x11x100	10	120

Antiretro:

backstop device:

Rücklaufsperr:



	AR	SR
132	80	155
150	90	178.5
170	100	181.75
190	110	199



**Pagina bianca
Leerseite
Blank page**

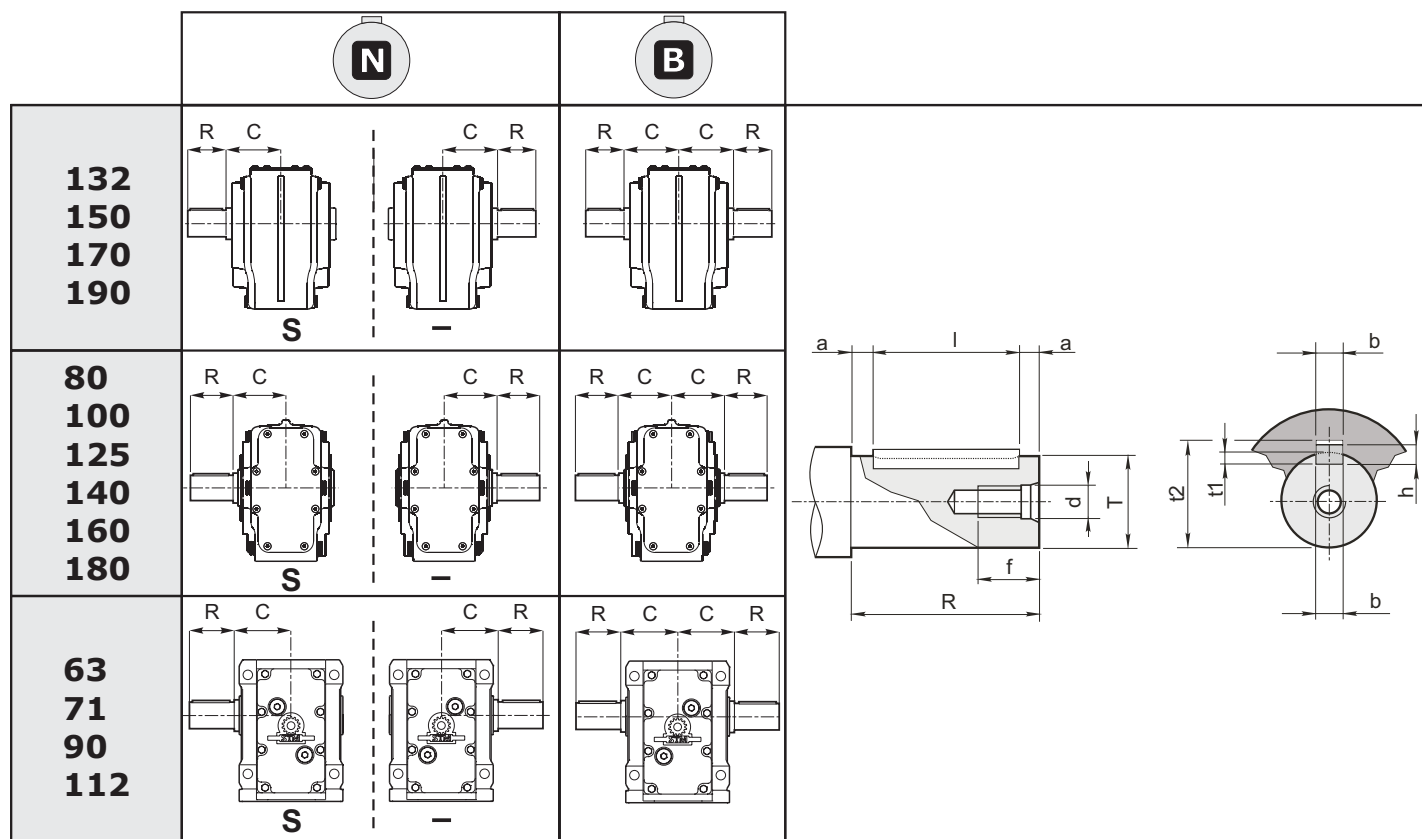


STM
team

ESTREMITA USCITA - Accessori - Opzioni
OUTPUT CONFIGURATIONS - Accessories - Options
ENDEN DER AUSGANGSWELLEN - Zubehör - Optionen

		Output shaft Double integral output shaft	C60			
		Hollow shaft with keyway	C61			
		Quick Locking Adjustement "Quick Locking"	C64			
		Hollow shaft with shrink disk	C66			
		Splined hollow shaft	C69			
		Splined output shaft Double splined shaft	C70			
		Broached flange Double broached flange	C72			
					OPT - ACC. - Accessories - Options	C74

STM
team



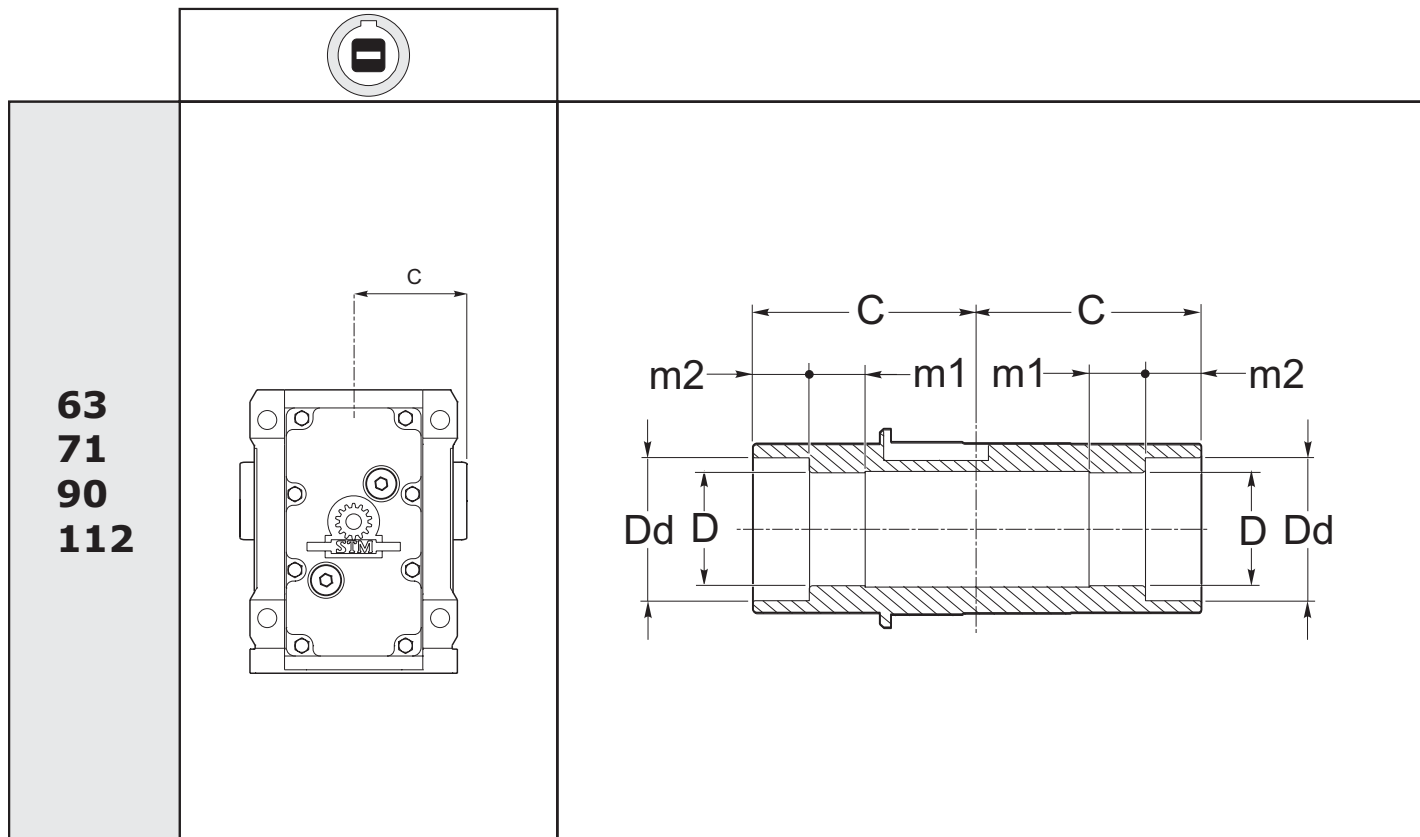
	Ø Albero Ø Shaft Ø Welle		Foro fil. testa Tapped hole Gewindebohrung Kopfi		Cava Keyway Nut			Estremità d'albero Shaft end Wellenende		Linguetta Key Federkeil
	T	C	d	f	b	t1	t2	R	a	bxhxl
63	30 g6	60	M 10	25	8	4	33.3	60	5	8X7X50
71	35 g6	75	M 10	25	10	5	38.3	70	5	10x8x60
80	32 k6	71	M8	22	10	5	35.3	60	5	10x8x50
90	40 g6	90	M 10	25	12	5	43.3	80	5	12x8x70
100	45 g6	77.5	M 10	25	14	5.5	48.8	90	5	14x9x80
112	50 g6	105 - N 106 - B	M 12	32	14	5.5	53.8	100	5	14x9x90
125	55 g6	90	M 12	32	16	6	59.3	110	5	16x10x100
132	60 m6	121	M 12	35	18	7	64.4	112	6	18x11x100
	70 m6		M 16	39	20	7.5	74.9	125	7.5	20x12x110
140	70 m6	122	M16	39	20	7.5	74.9	125	7.5	20x12x110
150	70 m6	137	M 16	39	20	7.5	74.9	125	7.5	20x12x110
	80 m6		M 16	39	22	9	85.4	140	7.5	22x14x125
160 170	90 m6	151	M 16	39	25	9	95.4	160	10	25x14x140
180 190	100 m6	170	M 20	46	28	10	106.4	180	10	28x16x160



1.8.1 - ALBERI LENTI

1.8.1 - OUTPUT SHAFT

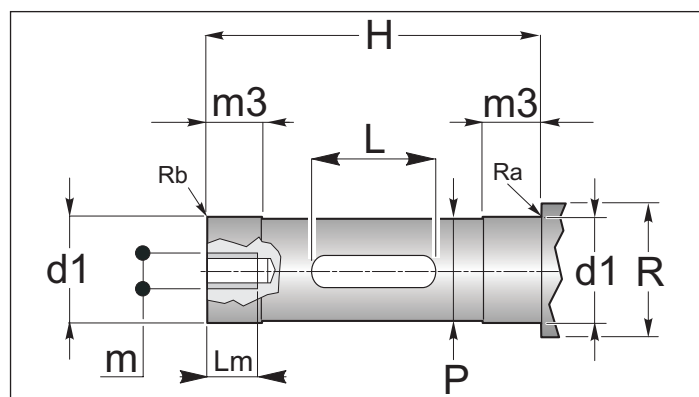
1.8.1 - ABTRIEBSWELLEN

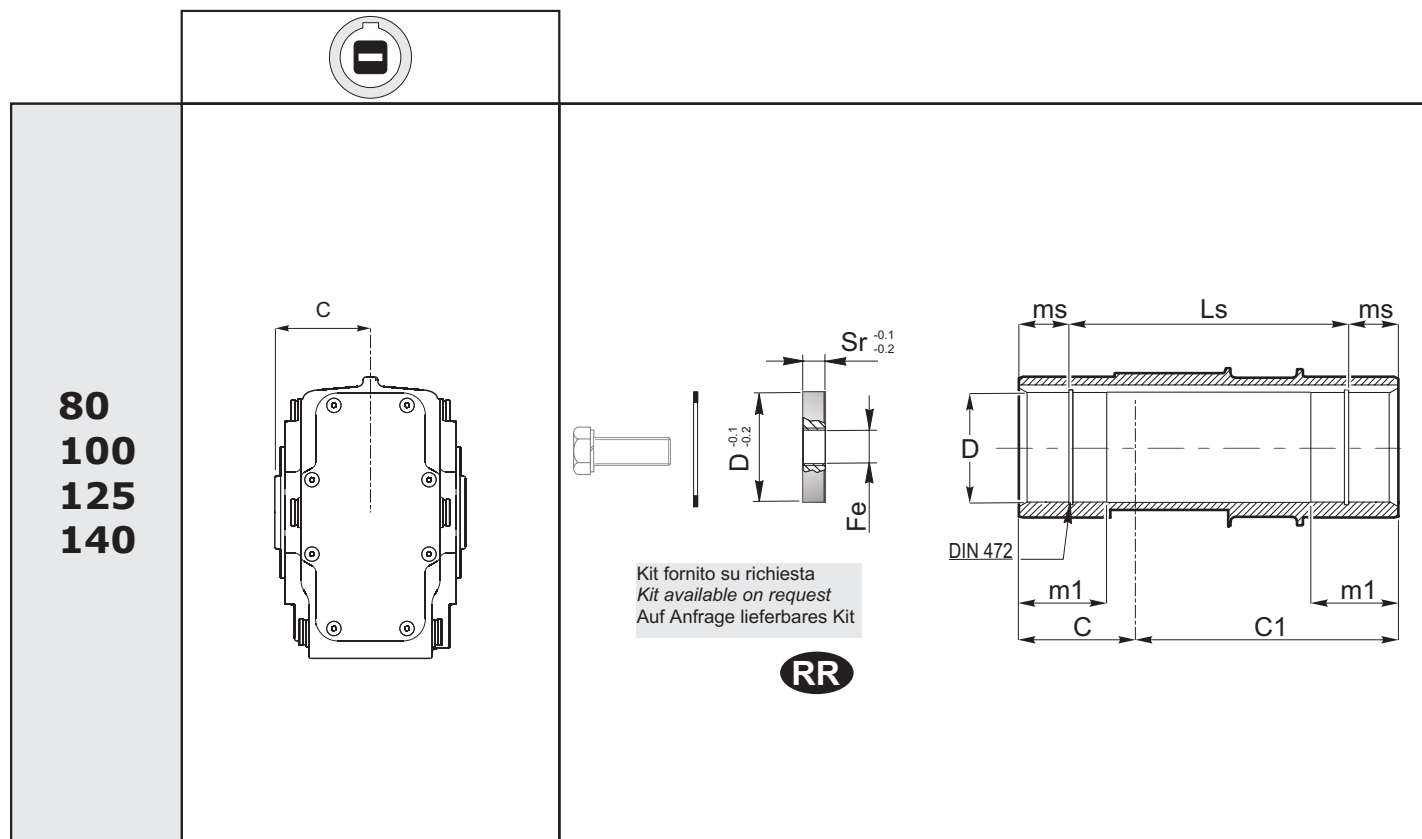


	63	71	90	112
C	60	75	90	105
D	30	35	40	50
H7	(25) (28)	(30) (32)	(42) (45) (48)	(55)
m1	15	30	35	35
m2	15	15	20	25
Dd	38	43	55	61

Perno macchina / Customer shaft / Maschinachse

	d1 h6	m3	Lm	m	H	L min	P	R	Ra	Rb
63	30 (25) (28)	20	25 (25) (25)	M 10 (M 8) (M 10)	88	50	29.8 (24.8) (27.8)	36		
71	35 (30) (32)	35	25	M 10	118	60	34.8 (29.8) (31.8)	42.5		
90	40 (42) (45) (48)	40	25	M 10	138	90	39.8 (41.8) (44.8) (47.8)	54.5		
112	50 (55)	35	32	M 12	158	110	49.8 (54.8)	60		

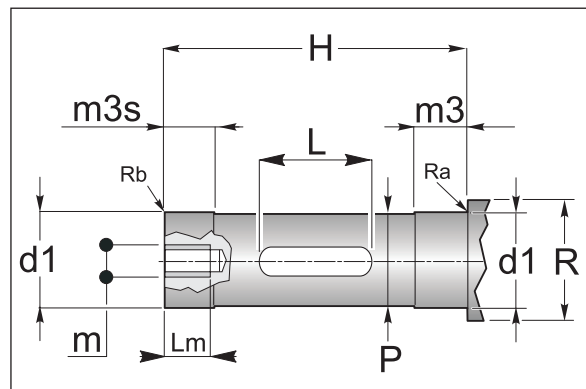




	80	100	125	140
C	65	77,5	90	110
D H7	32 (30) (35)	45 (40) (50)	55 (50) (60)	70 (60)
m1	35	42.5	55	60
ms	15	15	17.5	17.5
Ls	100	125	145	185

Perno macchina / Customer shaft / Maschinachse

	d1 h6	m3	m3s	Lm	m	H	L min	P	R	Ra	Rb	Sr	Fe
80	32 (30) (35)	30	30	25	M10	119	70	31.8 (29.8) (34.8)	42 (40) (45)			-	-
100	45 (50) (40)	45	15	25 (32) (25)	M 10 (M 12) (M 10)	125	80	44.8 (49.8) (39.8)	55 (60) (50)			10	M14
125	55 (60) (50)	60	20	32	M 12	142	110	54.8 (59.8) (49.8)	65 (70) (60)			15	M14
140	70 (60)	40	40	40 (35)	M20 (M12)	198	150	69.8 (59.8)	80 (70)			-	-

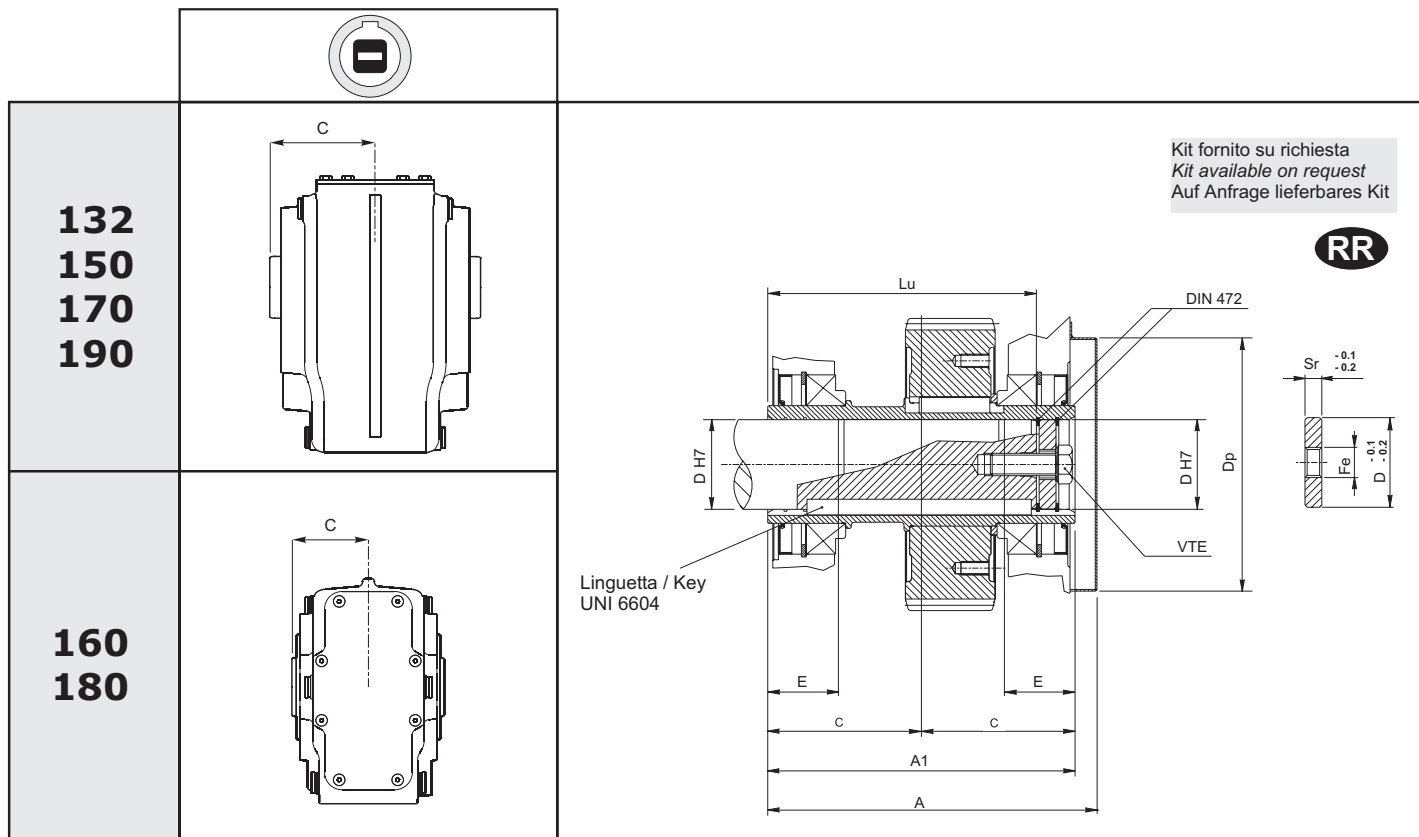




1.8.1 - ALBERI LENTI

1.8.1 - OUTPUT SHAFT

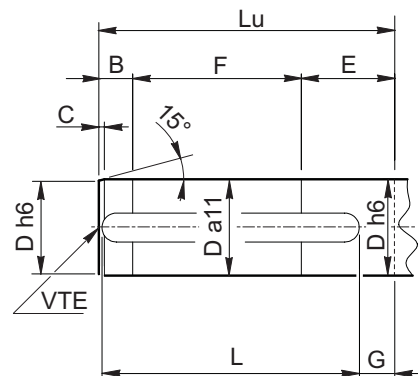
1.8.1 - ABTRIEBSWELLEN

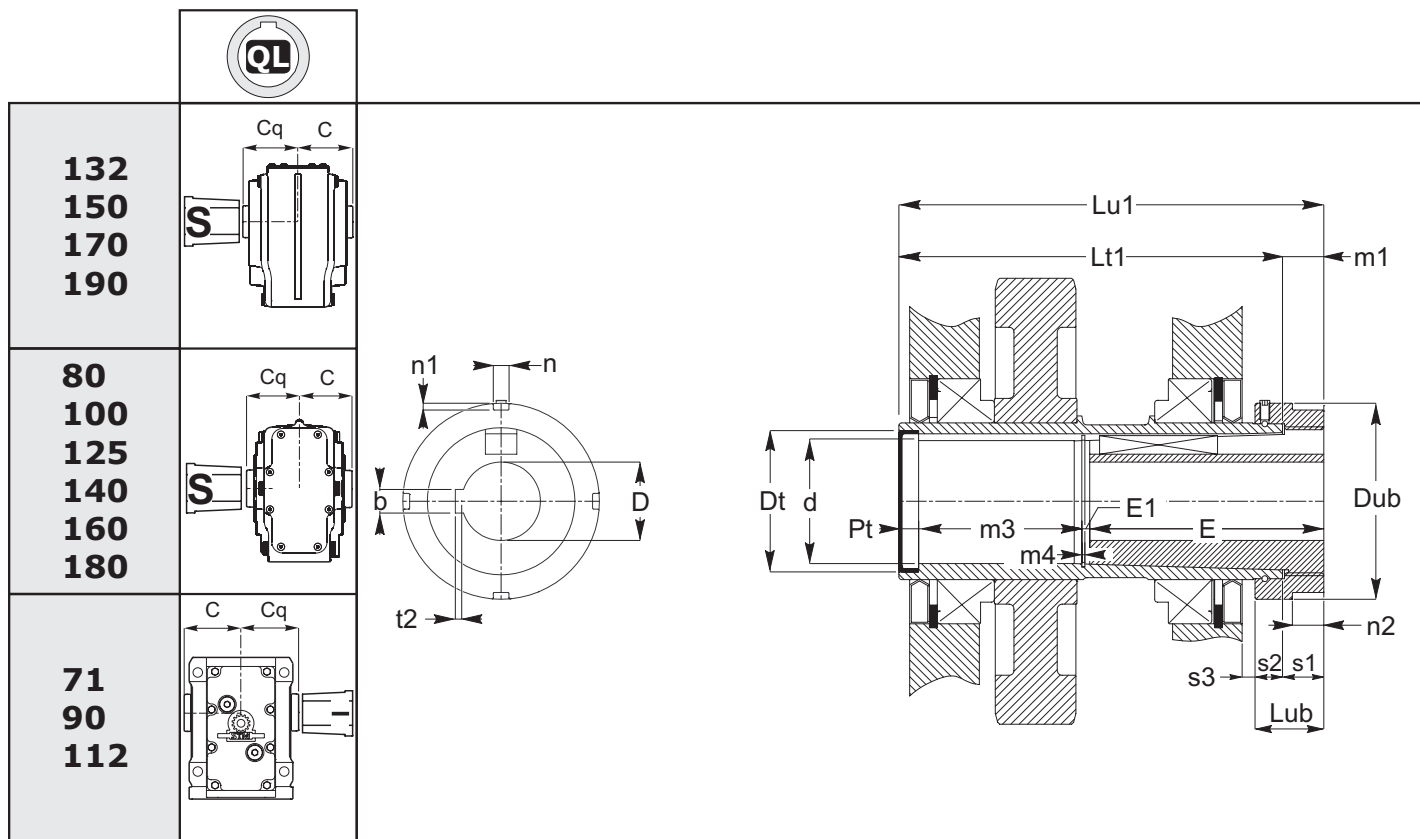


	132	150	160-170	180-190
A	269	302	332	379
A1	242	274	302	340
C	121	137	151	170
D	60 (70)	70 (80)	90	100
Dp	183	226	226	260
E	56	63	70	80
Lu	207.5	239.5	261	299
Sr	15	15	18	18
Fe	M27	M27	M30	M30
VTE	M20x60	M20x60	M24x75	M24x75

Albero Macchina / Machine shaft / Machine Shaft

	B	C	D	E	F	G	L	Lu	VTE
132	26.5	4	60 (70)	61	120	25	180	207.5	M20
150	33.5	4.5	70 (80)	68	138	36	200	239.5	M20
160 170	36	5	90	77	148	37	220	261	M24
180 190	44	5.5	100	85	170	43	250	299	M24



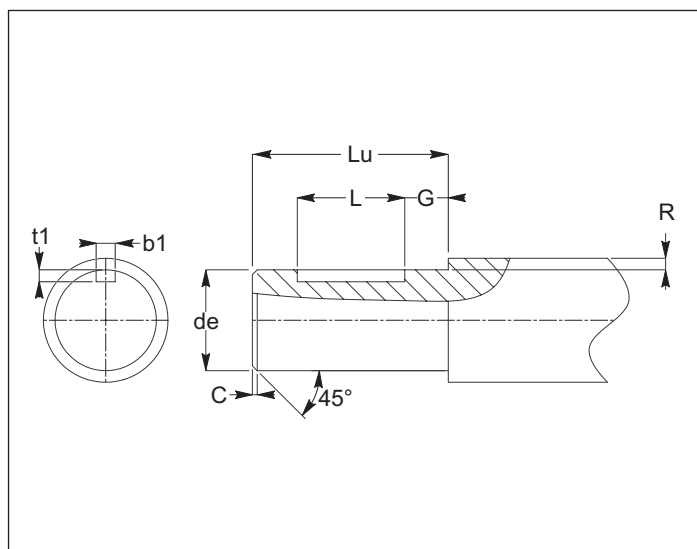


	71	80	90	100	112	125	132	140	150	160-170	180-190
C	75	65	90	77,5	105	90	121	110	137	151	170
Cq	111	101	126	113,5	141	126	157	146	173	187	206
d	35.2	35.2	49.2	49.2	54.2	60.2	70.2	69.2	80.2	90.2	100.2
Dt	47	47	62	62	65	72	85	85	100	110	120
Dub	70	70	85	85	90	100	105	115	120	135	145
E	91	91	121	121	131	131	141	141	161	181	201
E1	3.5	3.5	3.5	3.5	3.5	3.5	4.2	4.2	4.2	4.2	5.2
Lt1	165	145	195	170	225	195	257	235	289	317	355
Lu1	186	166	216	191	246	216	278	256	310	338	376
Lub	35	35	35	35	35	35	35	35	35	35	35
m1	21	21	21	21	21	21	21	21	21	21	21
m3	84.5	64.5	83.5	58.5	101.5	71.5	120.8	98.8	132.8	140.8	157.8
m4	1.7	1.7	1.7	1.7	1.7	1.7	2.2	2.2	2.2	2.2	2.7
n2	15	15	15.5	15.5	15.5	16	16	16	17	17	17
Pt	On request										
s1	21	21	21	21	21	21	21	21	21	21	21
s2	14	14	14	14	14	14	14	14	14	14	14
s3	8	4.5	8	5	8.5	6.5	10	6	13	17	15
D	20	20	25	25	30	35	40	40	45	55	70
H7	25	25	30	30	35	40	45	45	50	60	75
	30	30	35	35	40	45	50	50	55	65	80
			40	40	45	50	55	55	60	70	85
			42	42	45	50	55	60	65	75	90
			45	45	50	55	60	65	70	80	
			48	48					75		
n	6	6	7	7	7	8	8	8	10	10	10
n1	2.5	2.5	3	3	3	3.5	3.5	3.5	4	4	4
b	UNI 6604										
t2	UNI 6604										

Perno macchina / Customer shaft / Maschinachse

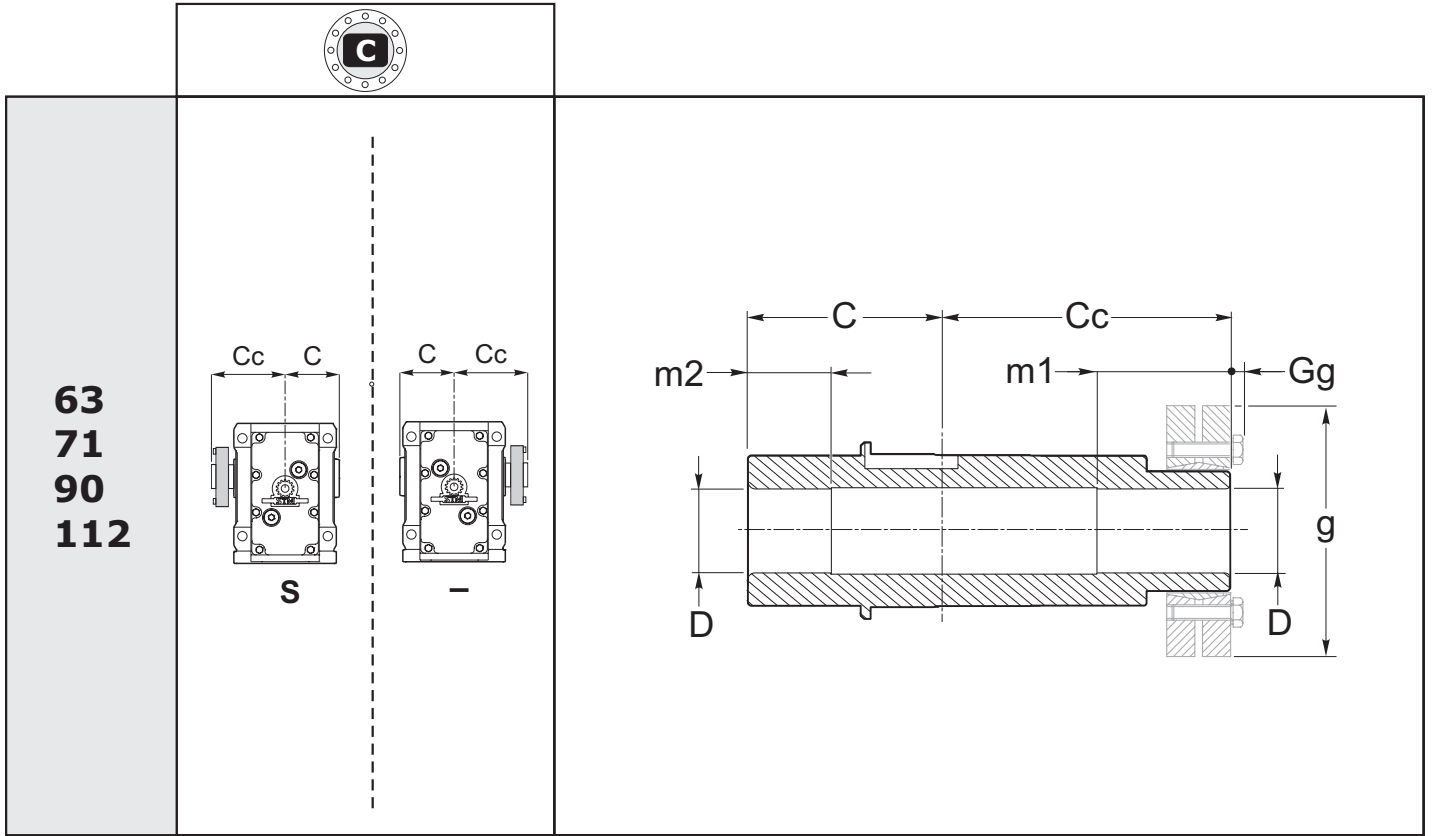
	C	de h6	G	L	Lu	R	b1	t1
71	1	(20)	10	40	90	5		
		(25)		50				
		(30)		60				
80	1	(20)	10	40	90	5		
		(25)		50				
		(30)		60				
90	1.5	(25)	10	50	120	5		
		(30)	10	60				
		(35)	10	70				
		(38)	10	70				
		(40)	5	80				
		(42)	5	80				
		(45)	5	90				
(48)	5	90						
100	1.5	(25)	10	50	120	5		
		(30)	10	60				
		(35)	10	70				
		(38)	10	70				
		(40)	5	80				
		(42)	5	80				
		(45)	5	90				
(48)	5	90						
112	1.5	(30)	10	60	130	5		
		(35)	10	70				
		(40)	10	80				
		(45)	5	90				
		(50)	5	100				
125	1.5	(35)	10	70	130	5		
		(40)	10	80				
		(45)	10	90				
		(48)	10	90				
		(50)	5	100				
		(55)	5	100				
132	1.5	(40)	10	80	140	7.5		
		(45)	10	90				
		(50)	10	100				
		(55)	5	100				
		(60)	5	120				
140	1.5	(40)	10	80	140	7.5		
		(45)	10	90				
		(50)	10	100				
		(55)	5	100				
		(60)	5	120				
150	2	(45)	10	90	160	7.5		
		(50)	10	100				
		(55)	10	100				
		(60)	5	120				
		(65)	5	120				
160 170	2	(55)	10	100	180	7.5		
		(60)	10	120				
		(65)	10	120				
		(70)	5	120				
		(75)	5	150				
180 190	2	(70)	10	120	200	10		
		(75)	10	150				
		(80)	10	150				
		(85)	5	170				
		(90)	5	170				

UNI
6604



C

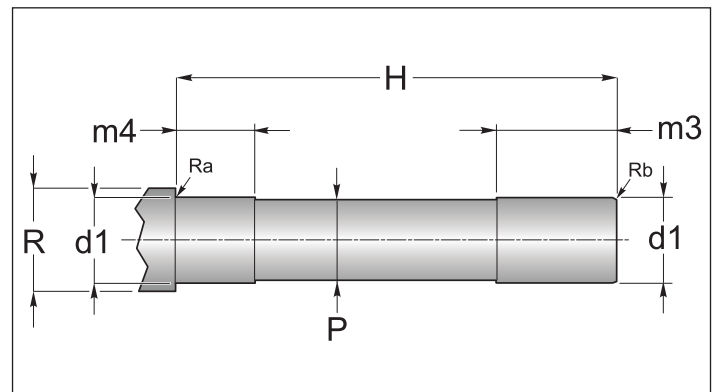


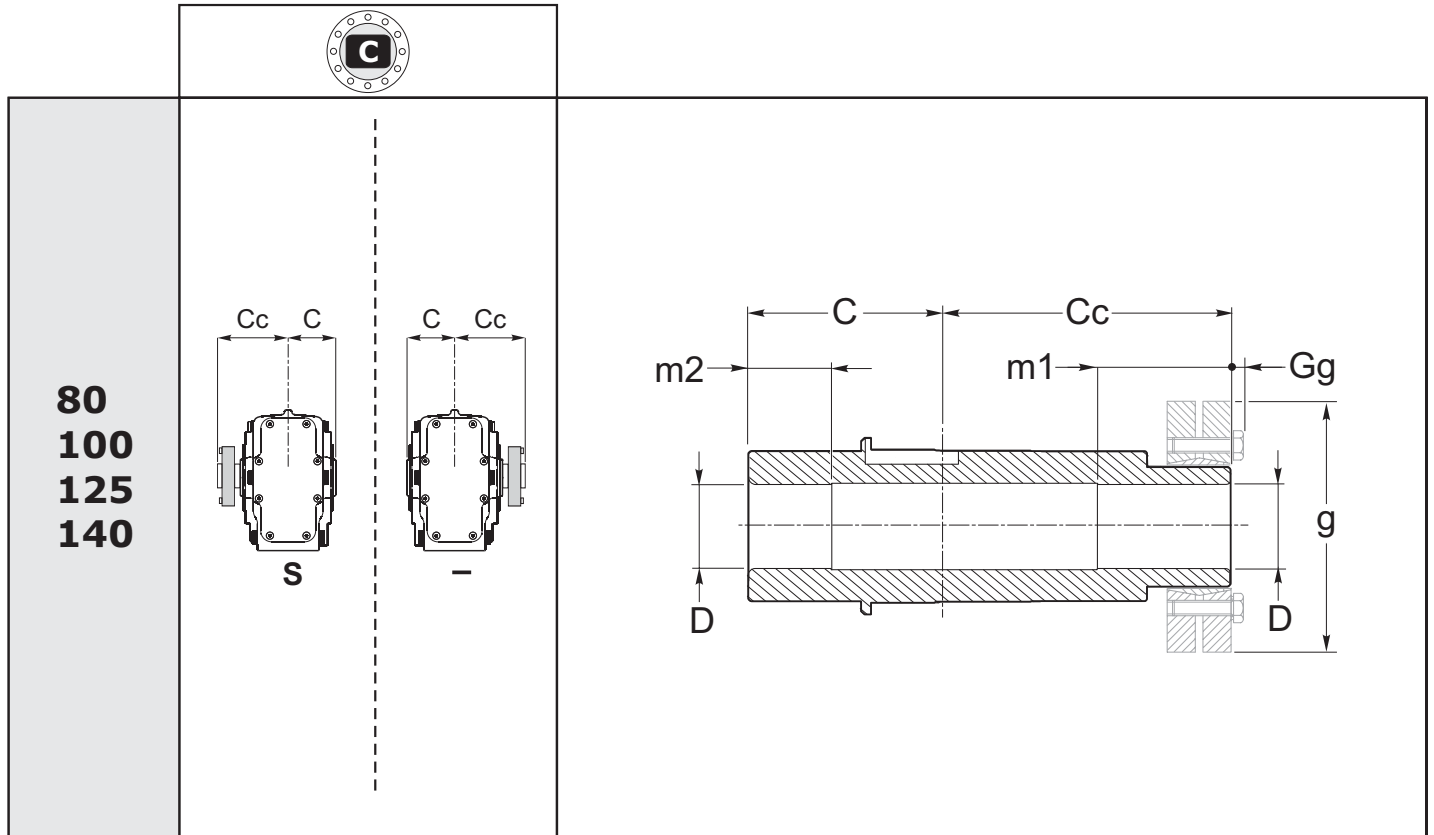


	63	71	90	112
C	60	75	90	105
Cc	85	100	120	140
D H7	30	35	40	50
m1	40	40	50	55
m2	25	25	30	40
g	72	80	90	110
Gg	4	4	6	1

Perno macchina / Customer shaft / Maschinachse

	d1 h6	H	m3	m4	P	R	Ra	Rb
63	30	145	45	30	29.8	36		
71	35	175	45	30	34.8	42.5		
90	40	210	55	35	39.8	54.5		
112	50	245	60	45	49.8	60		

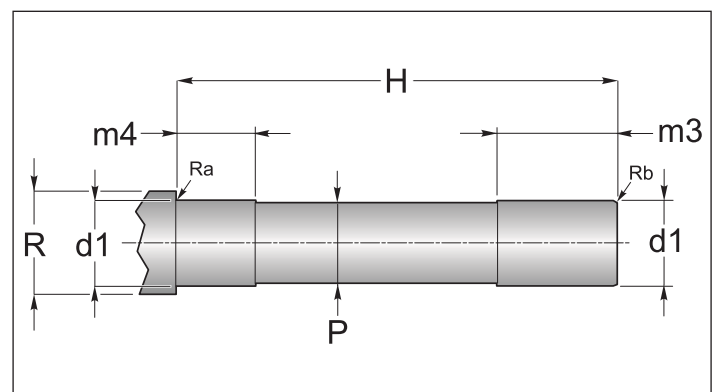


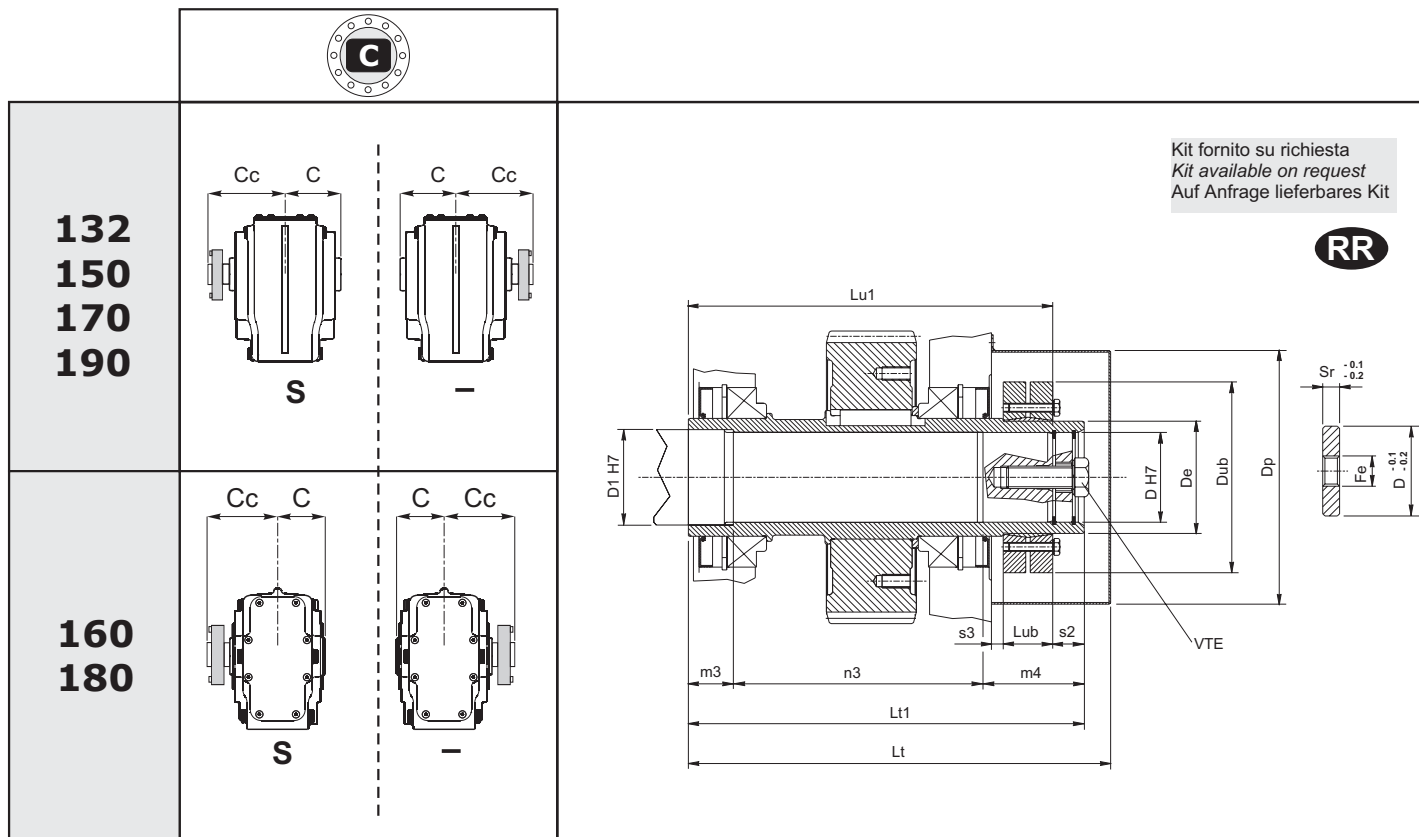


	80	100	125	140
C	65	77,5	90	110
Cc	95	107.5	125	154
D H7	35	45	55	70
m1	40	50	60	70
m2	30	30	50	60
g	80	100	115	155
Gg	-	4	4	-

Perno macchina / Customer shaft / Maschinachse

	d1 h6	H	m3	m4	P	R	Ra	Rb
80	35	160	45	35	34.8	45	0.5	0.5
100	45	185	55	35	44.8	55	0.5	1.0
125	55	215	65	55	54.8	65	0.5	1.0
140	70	264	80	60	69.8	80	0.5	1.0

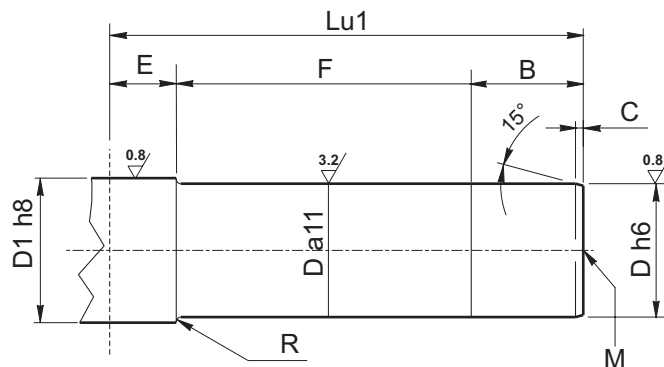


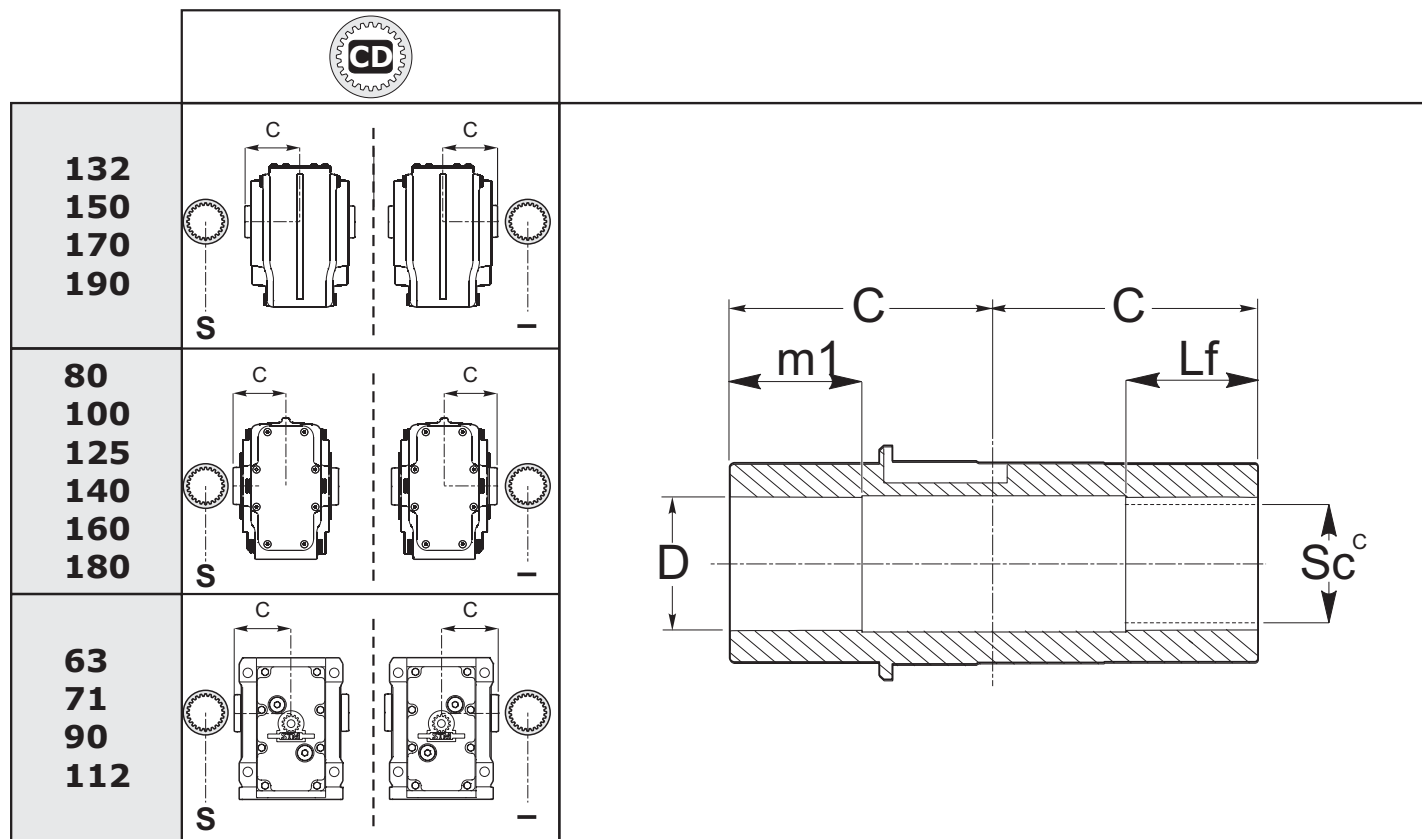


	132		150		160-170		180-190	
Lt	334.5		375.5		405.5		452.5	
Lt1	313		352		397		436	
m3	35		40		45		50	
n3	198		222		252		276	
m4	80		90		100		110	
Lu1	286		324		364		402	
Dp	183		226		226		260	
Dub	145	155	155	170	215	215	215	215
Lub	32.5	39	39	44	54	54	54	54
s2	30	27	30	28	33	34	34	34
C	121		137		151		170	
Cc	192		215		246		266	
D	60	70 (opz)	70	80 (opz)	90	100	90	100
D1	65	75	75	85	95	110	95	110
De	80	90	90	100	120	130	120	130
Sr	15		15		18		18	
Fe	M27		M27		M30		M30	
VTE	M20x60		M20x60		M24x75		M24x75	

Perno macchina / Customer shaft / Maschinachse

	132	150	160 170	180 190
B	58	67	72	81
C	4	4.5	5	5.5
D	60 (70)	70 (80)	90	100
D1	65 (75)	75 (85)	95	110
E	30	32	35	40
F	198	225	257	281
Lu1	286	324	364	402
M	M20	M20	M24	M24
R	2.2	2.5	2.5	3

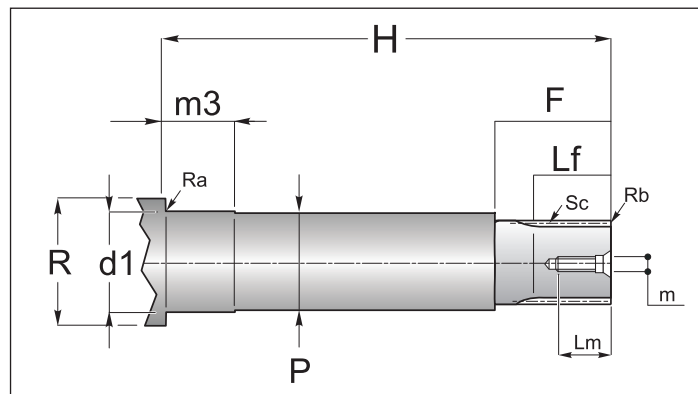




	63	71	80	90	100	112	125	132	140	150	160 170	180 190
C	60	75	65	90	77.5	105	90	121	110	137	151	170
D H7	30	37	37	45	47	55	57	72	72	82	92	102
m1	35	40	40	55	55	60	60	70	70	90	90	110
Lf	35	45	40	55	55	65	60	70	70	90	90	110
Sc	28 x 25 DIN 5482	35 x 31 DIN 5482	35 x 31 DIN 5482	40 x 36 DIN 5482	45 x 41 DIN 5482	50 x 45 DIN 5482	55 x 50 DIN 5482	70 x 64 DIN 5482	70 x 64 DIN 5482	80 x 74 DIN 5482	90 x 84 DIN 5482	100 x 94 DIN 5482

Perno macchina / Customer shaft / Maschinachse

	d1 h6	m 3	H	P	R	R _a	R _b	Sc	F	Lf	Lm	m
63	30	30	117	29	40	0.5	1x45°	45	35	20	M8	
71	37	35	147	36	48	0.5	1x45°	50	40	25	M10	
80	37	35	127	36	48	0.5	1x45°	50	40	25	M10	
90	45	50	177	42	55	0.5	1x45°	65	55	25	M10	
100	47	50	155	46	60	1	1.5x45°	65	55	25	M10	
112	55	55	210	52	65	1	1.5x45°	75	65	35	M12	
125	57	55	175	56	75	1	1.5x45°	70	60	35	M12	
132	72	65	238	71	85	2	1.5x45°	80	70	39	M16	
140	72	65	217	71	85	2	1.5x45°	80	70	39	M16	
150	82	85	270	81	100	3	2x45°	100	90	39	M16	
160	92	85	299	91	115	2	2x45°	100	90	39	M16	
170												
180	102	105	337	101	125	2	2x45°	120	110	39	M16	
190												





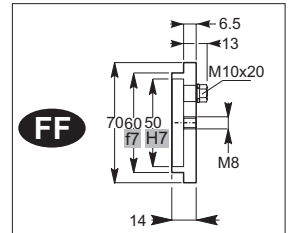
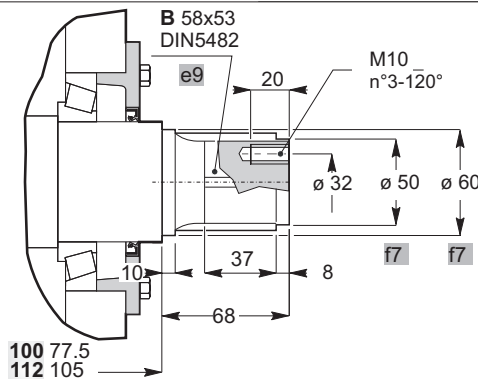
					Profilo scanalato Spined profile Keilprofil															
	F	C	F	C	Sc	Z	mn	α	dc (f7)	Sp										
132 150 170 190					Look Drawing	Look Drawing	Look Drawing	Look Drawing	Look Drawing	Look Drawing										
80 100 125 140 160 180																				
63 71 90 112											63	60	69.3	69	FIAT 70	26	2.58	30°	70	25
											71	75	69.3	69	FIAT 70	26	2.58	30°	70	25
											80	71	79.3	69	FIAT 80	27	2.82	30°	80	20
											90	90	94.3	74	FIAT 95	31	2.97	30°	95	25
											100	77.5	104.4	79	D. 105 DIN 5480	34	3	30°	106	25
											112	105								
											125	90								
											132	121								
					140	122														
					150	137														
					160	151														
					170	151														
					180	170														
					190	170														

63-71		
		FF - Kit fornito su richiesta <i>Kit available on request</i> <i>Auf Anfrage lieferbares Kit</i>

80-90		
		FF - Kit fornito su richiesta <i>Kit available on request</i> <i>Auf Anfrage lieferbares Kit</i>

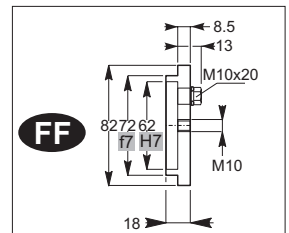
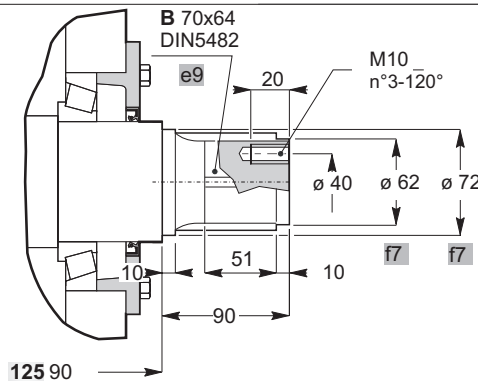


100-112



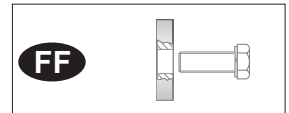
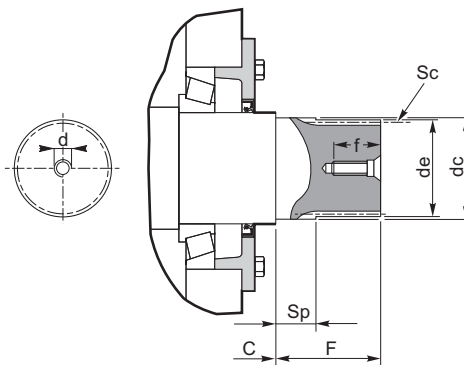
FF - Kit fornito su richiesta
Kit available on request
Auf Anfrage lieferbares Kit

125



FF - Kit fornito su richiesta
Kit available on request
Auf Anfrage lieferbares Kit

**132-140-150
160-170
180-190**



FF - Kit fornito su richiesta
Kit available on request
Auf Anfrage lieferbares Kit



	FD		FDB		Dimensioni generali General dimensions Allgemeine Abmessungen													
	F	C	F	C	de	∅ A	∅ B	C	∅ Ce f8	N° Fori holes Anzahl der Bohrungen	∅ D	E	F	G	H	I	N h9	
132 150 170 190																		
80 100 125 140 160 180																		
63 71 90 112																		
					63			60										
					71			75										
					80			71										
					90			90										
					100			77.5										
					112			105										
					125			90										
					132	70	200	160	121	100	4	17.5	M10	70	43	11	16	180
					140	70	200	160	122	100	4	17.5	M10	70	43	11	16	180
					150	80	220	180	137	110	4	19.5	M10	70	40	12	18	200
					160	95	240	190	151	130	8	19.5	M10	75	40	15	20	220
					180	105	250	200	170	145	8	21.5	M12	80	40	20	20	230
					190	105	250	200	170	145	8	21.5	M12	80	40	20	20	230

63-71

FF - Kit fornito su richiesta
Kit available on request
Auf Anfrage lieferbares Kit

80-90

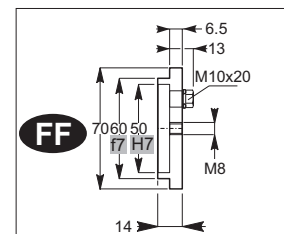
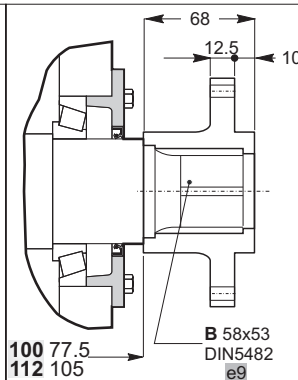
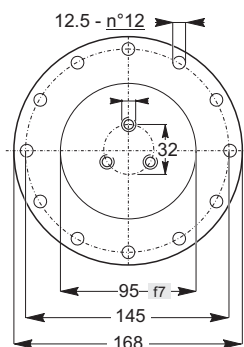
FF - Kit fornito su richiesta
Kit available on request
Auf Anfrage lieferbares Kit

1.8.1 - ALBERI LENTI

1.8.1 - OUTPUT SHAFT

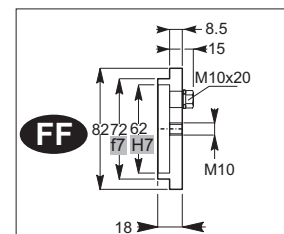
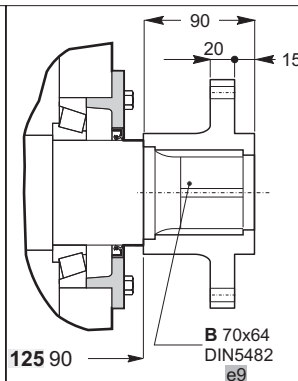
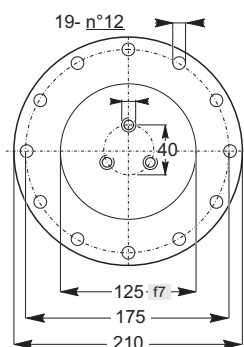
1.8.1 - ABTRIEBSWELLEN

100-112



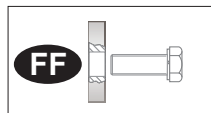
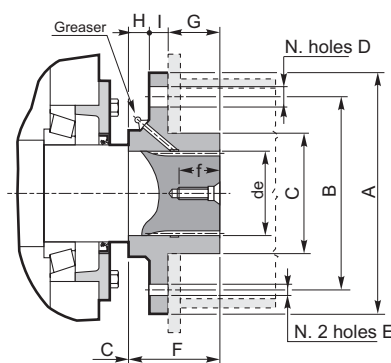
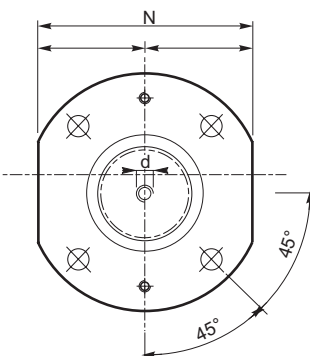
FF - Kit fornito su richiesta
Kit available on request
Auf Anfrage lieferbares Kit

125



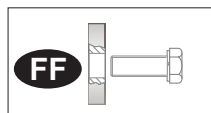
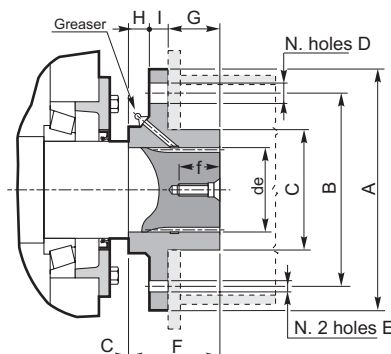
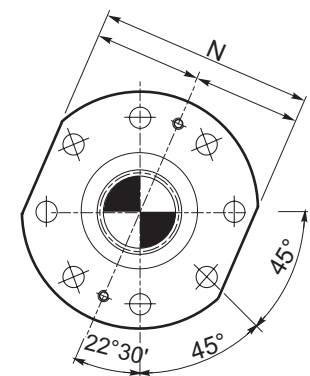
FF - Kit fornito su richiesta
Kit available on request
Auf Anfrage lieferbares Kit

132-140-150



FF - Kit fornito su richiesta
Kit available on request
Auf Anfrage lieferbares Kit

**160-170
180-190**



FF - Kit fornito su richiesta
Kit available on request
Auf Anfrage lieferbares Kit



1.9 OPT - ACC. - Accessori - Opzioni

1.9 OPT - ACC. - Accessories - Options

1.9 OPT - ACC. Zubehör - Optionen

BRS_VKL

BRS_VKL - BRACCIO DI REAZIONE

BRS_VKL - TORQUE ARM

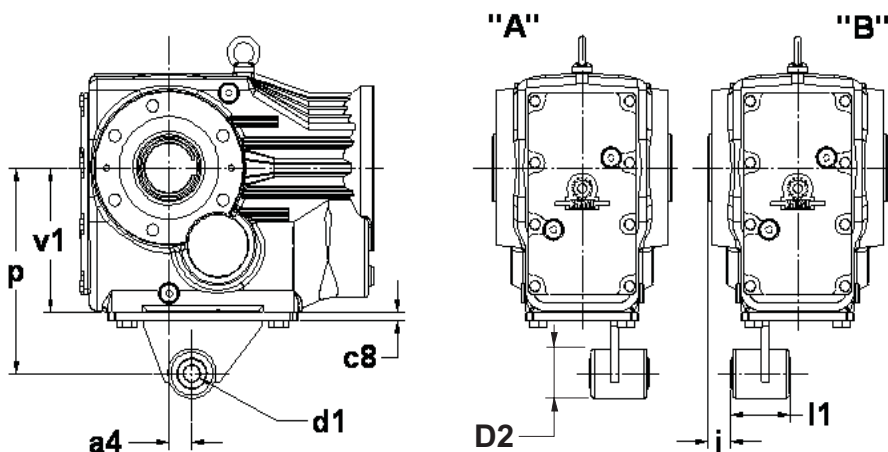
BRS_VKL - DREHMOMENTSTÜTZE

Per il fissaggio del riduttore mediante tirante, viene fornito in allegato l'apposito braccio di reazione con boccia Vulkolan di cui è possibile il montaggio nelle due posizioni "A" o "B".

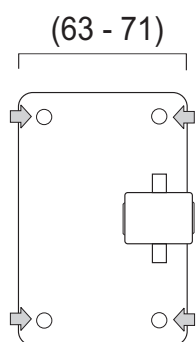
If the gearbox shall be shaft mounted as an extra part there is also available a torque arm with Vulkolan bushing, position "A" or "B".

Soll das Getriebe pendelnd gelagert werden, so ist als Zubehörteil auch eine Drehmomentstütze mit Vulkolan-Lagerbush erhältlich, Montageposition "A" oder "B".

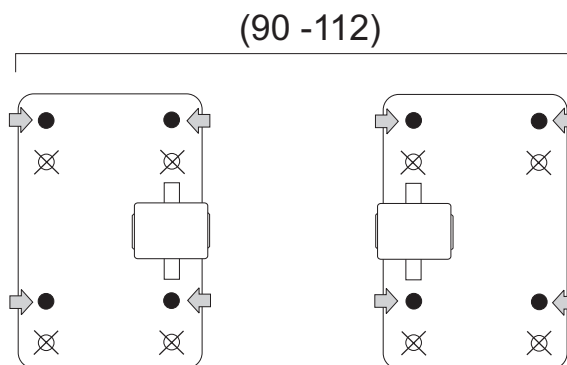
63 - 71 - 90 - 112



	a4	c8	D2	i	p	v1	d1	l1	viti
63	23.5	6	36	20	140	100	10 ± 0.1	34	N° 4TE M10x30 + N° 4 DADI
71	30	6	36	20	160	112	10 ± 0.1	34	N° 4TE M10x25
90	45	8	48	25	200	140	16 ± 0.1	60	N° 4TE M12x25
112	52.5	10	48	25	250	180	16 ± 0.1	60	N° 4TE M16x30



N.B.
Per il fissaggio del braccio di reazione al corpo fare riferimento C 45-47-49.



N.B.
To assembly torque arm look C 45-47-49

N.B.
Für die drehmomentstütze befestigen sehen sie zeichnung C 45-47-49.

Nota
BRS_VKL
E' possibile montare il braccio di reazione solo sulle versioni flangiate .

Note
BRS_VKL
Only to flange casing is possible to mount a torque arm

HINWEIS
BRS_VKL
Man kann die Dremomentstuetze nur bei den Versionen mit Flansch anbauen.



1.9 OPT - ACC. - Accessori - Opzioni

1.9 OPT - ACC. - Accessories - Options

1.9 OPT - ACC. Zubehör - Optionen

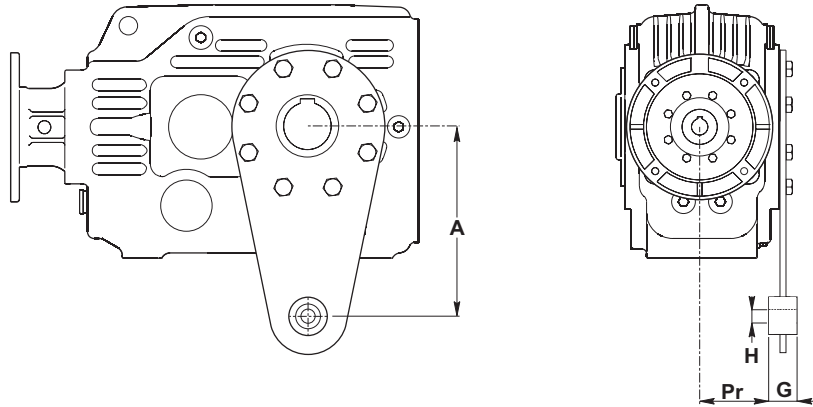
BRS_VKL

BRS_VKL - BRACCIO DI REAZIONE

BRS_VKL - TORQUE ARM

BRS_VKL - DREHMOMENTSTÜTZE

80 - 100 - 125 - 140 - 160 - 180



	A	G	H	Pr
80	200	25	20	49
100	200	25	20	61
125	250	30	25	69
140	300	35	35	91
160	450	35	35	132.5
180	450	35	35	152.5

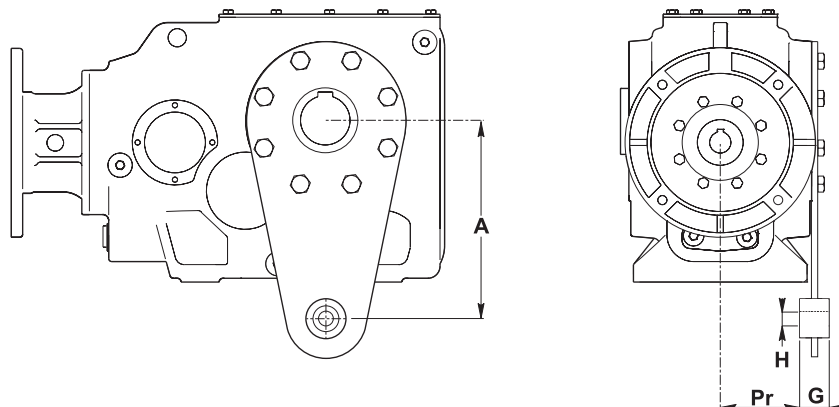
BRS_VKL

BRS_VKL - BRACCIO DI REAZIONE

BRS_VKL - TORQUE ARM

BRS_VKL - DREHMOMENTSTÜTZE

132 - 150 - 170 - 190



	A	G	H	Pr
132	300	30	25	108
150	350	30	25	120.5
170	450	35	35	132.5
190	450	35	35	152.5



1.9 OPT - ACC. - Accessori - Opzioni

1.9 OPT - ACC. - Accessories - Options

1.9 OPT - ACC. Zubehör - Optionen

AL

AL - ALBERO LENTO SPORGENTE

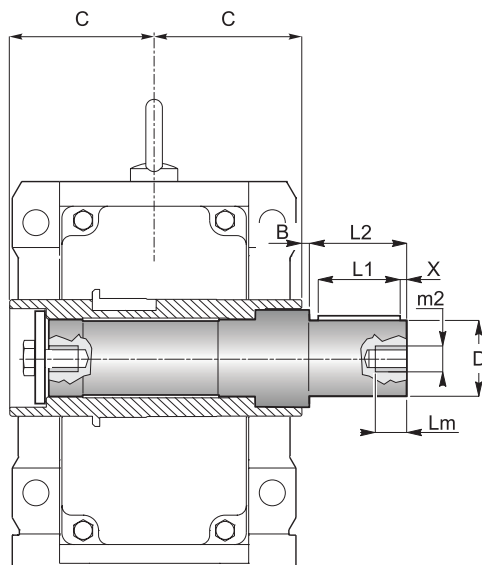
AL - SINGLE OUTPUT SHAFTS

AL - EINSEITIGE ABTRIEBSWELLEN

Tutti i riduttori sono forniti con albero lento cavo. A richiesta, possono essere forniti kit di montaggio per alberi sporgenti comprensivi di linguette, rondelle e viti di fissaggio. Le dimensioni delle linguette sono conformi alle norme UNI 6604-69.

All gearboxes are supplied with hollow output shaft. On request there are available also assembly kits including output shafts, keys, washers and assembly screws. The dimensions of the keys are conform with UNI 6604-69.

Alle Getriebe werden mit Abtriebshohlwelle geliefert. Auf Anfrage sind auch Montagekits inklusive Abtriebswellen, Paßfedern, Unterlegscheiben und Montageschrauben erhältlich. Die Abmessungen der Paßfedern sind conform mit der UNI 6604-69.



	B	C	D g6	m ₂	L ₁	L ₂	L _m	X
63*	1	60	30	M10	50	60	25	5
71*	0	75	35	M10	60	70	25	5
90*	1	90	40	M10	70	80	25	5
112*	1	105	50	M12	90	100	32	5

* ATTENZIONE

L'albero lento sporgente è fornito per essere installato sulla versione del riduttore con albero **CAVO** con diametro **STANDARD**.

*ATTENTION

The output shaft is available only for standard hollow shaft diameter.

Achtung:

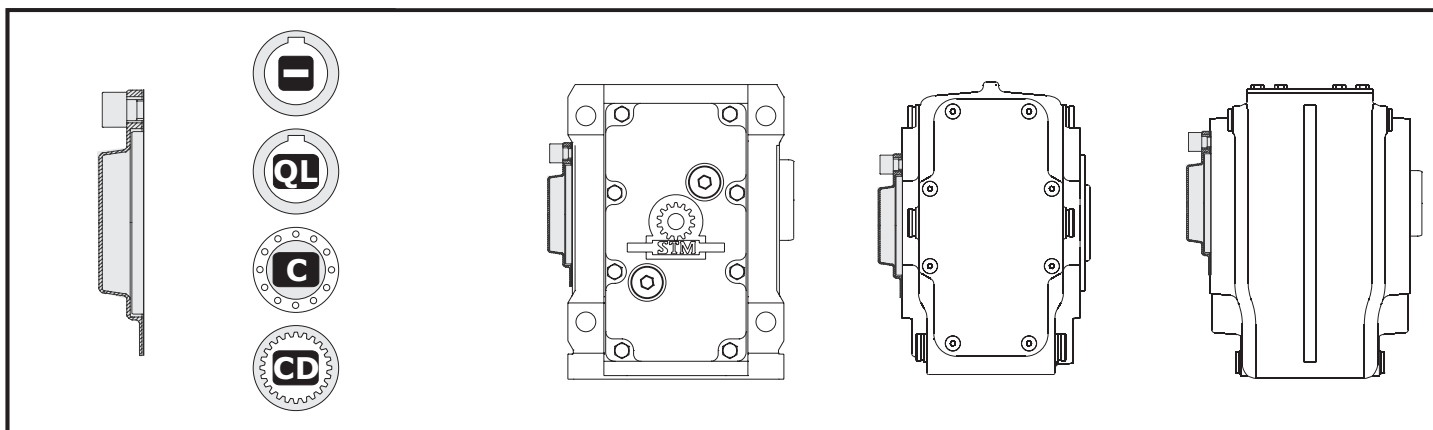
Die Einseitige Abtriebswelle wird fuer die Montage bei Getrieben mit Standart Hohlwelle geliefert.

PROT

PROT. - Coperchio di protezione

PROT. - Protection cover

PROT - Schutzvorrichtungdeckel

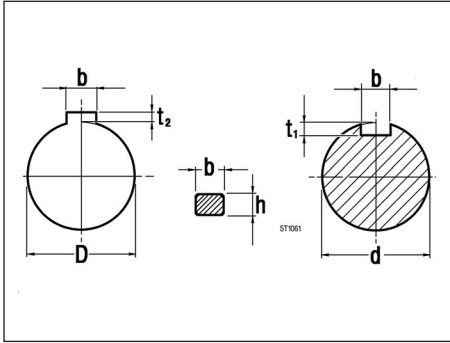




1.10 Linguette

1.10 Keys

1.10 Paßfedern



Albero entrata
Input shaft
Antriebswelle

Albero uscita
Output shaft
Abtriebswelle

d	bxh	t1	
16	5x5	3	0/ +0.1
19	6x6	3.5	
24	8x7	4	0/ +0.2
28	8X7	4	
32	10X8	5	
35	10X8	5	
40	12X8	5	
50	14X9	5.5	

D	bxh	t2	
25	8x7	3.3	0/ +0.2
28	8x7	3.3	
30	8x7	3.3	
32	10x8	3.3	
35	10x8	3.3	
40	12x8	3.3	
42	12x8	3.3	
45	14x9	3.8	
48	14x9	3.8	
50	14x9	3.8	
55	16x10	4.3	
60	18X11	4.4	
70	20X12	4.9	
80	22X14	5.4	
90	25X14	5.4	
100	28X16	6.4	

C



